Envision

# BY THE NUMBERS

Q2-2026

Institute for Sustainable Infrastructure

# Purpose

**To equip Envision Sustainability Professionals (ENV SPs)** and other champions for sustainable infrastructure with Envision stats and graphs, which may be used to support presentations on Envision, business cases, etc.

This PowerPoint presentation shall be updated quarterly each year in January, April, July, and October.

*Please credit ISI.*

**Questions?** *Please direct them to info@sustainableinfrastructure.org*

# What's Inside


1. Founders & Global Partners
2. **Envision By the Numbers:** Project Verification & Awards
3. **Envision By the Numbers:** Education & Credentialing
4. **Envision By the Numbers:** Members & Suppliers


**A note on this issue**: ISI recently completed a scheduled review of project data within its Verification Program. As part of this routine process, project records were updated to reflect current activity status, duplicate entries were removed, and project cost information was refreshed where applicable. As a result, project counts and total project dollar values in this issue may differ slightly from previous reports.



ENVISION™

Institute for Sustainable Infrastructure

# 1 Founders & Global Partners

Institute for Sustainable Infrastructure

# Institute for Sustainable Infrastructure (ISI)

**Education and research nonprofit** (501c3) based in Washington, D.C.

**Founded in 2010** by ACEC, APWA, and ASCE

Collaborated with the then **Zofnass Program for Sustainable Infrastructure at the Harvard Graduate School of Design** to develop a sustainability rating system for infrastructure. The first version of the **Envision Sustainable Infrastructure Framework** was introduced in 2012.

ENVISION

The now **Zofnass Research Program** moved from Harvard to ISI in 2022 to support ongoing industry research, development, and application.

Institute for Sustainable Infrastructure
ZOFNASS RESEARCH PROGRAM

# ISI Global Activity

**Canada**

Canadian Society for Civil Engineering (CSCE)

**Chile**

Chile Green Building Council (GGC)

**China**

In-country representative office

**Colombia**

Consejo Colombiano de Construcción Sostenible (CCCS) (CCCS)

**East Africa**

Miundo Misingi Hub

**Guatemala**

Guatemala Green Building Council(GGGC)

**Italy**

Institute for Certification and Quality Branding for Products and Services for Construction (ICMQ)

**Mexico**

Federación Mexicana de Colegios de Ingenieros Civiles (FEMCIC)

**Spain**

Tecniberia and Colegio de Ingenieros de Caminos, Canales y Puertos (CICCP)

# 2 Envision By the Numbers

## PROJECT VERIFICATION & AWARDS

Institute for Sustainable Infrastructure

# Envision Projects

**CANADA**

***By Location***

**TOTAL REGISTERED, UNDER REVIEW & COMPLETE = 46**

Most active provinces based on number of projects:

Quebec (17)
British Columbia (16)
Ontario (7)
Alberta (4)
Manitoba (1)
Nova Scotia (1)

Cumulative Value =
**CAD $27.96 billion**

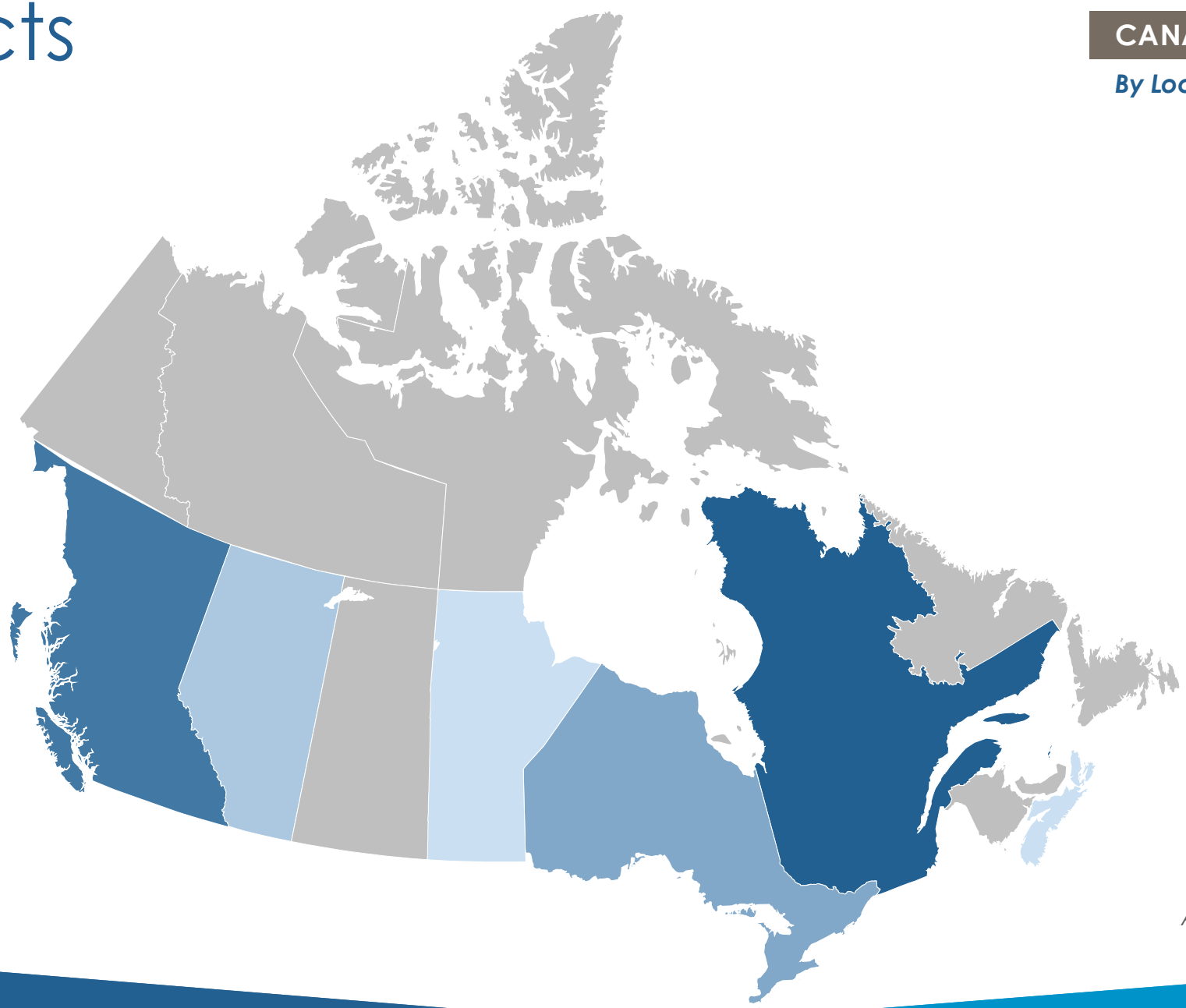

*As of June 30, 2026*

Institute for Sustainable Infrastructure

CANADA

# Envision Projects

*By Sector*

**TOTAL = 46**

Cumulative Value = **CAD $27.96 billion**

*As of June 30, 2026*

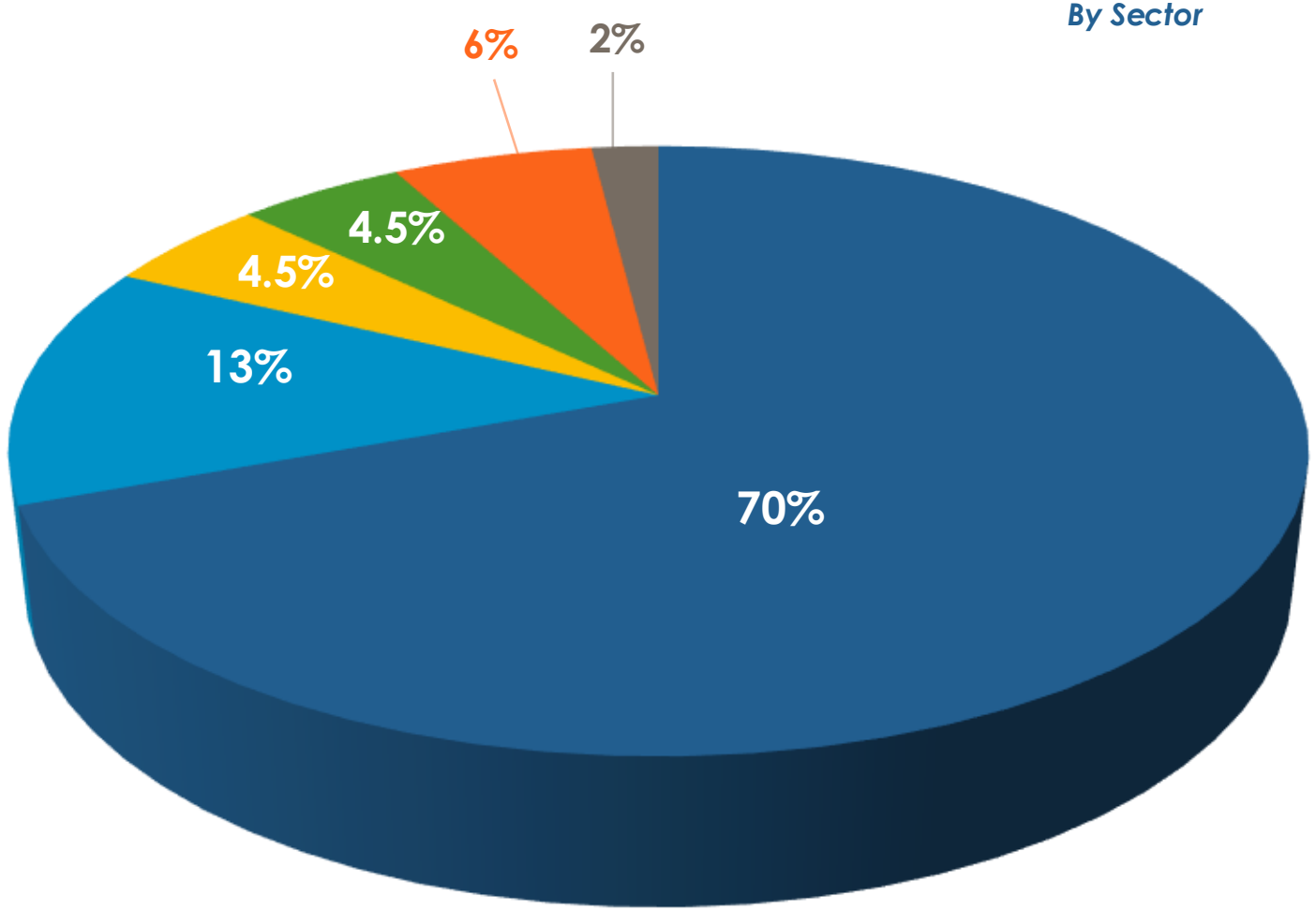


- Transportation
- Water
- Energy
- Land / Environment
- Industrial / Other
- Waste

Registered, under review & complete

Institute for Sustainable Infrastructure

CANADA

*By Year*

# Envision Project Registrations

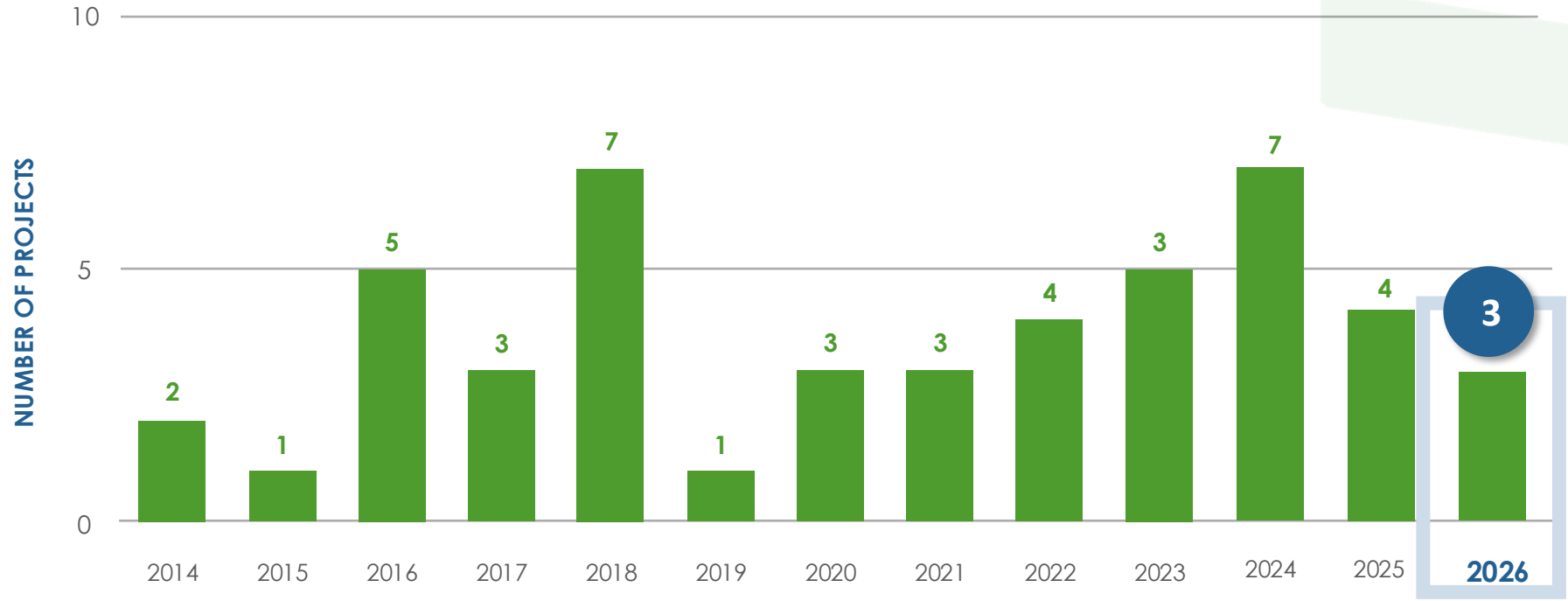


**TOTAL = 46**

*As of June 30, 2026*

Institute for Sustainable Infrastructure

CANADA

*By Year & Award Level*

# Envision Awards Announced

*Per ISI policy, unless otherwise arranged, projects are announced within 90 days of project team award acceptance. For more information, reference the online project directory and downloadable list of Envision Verified Projects.*

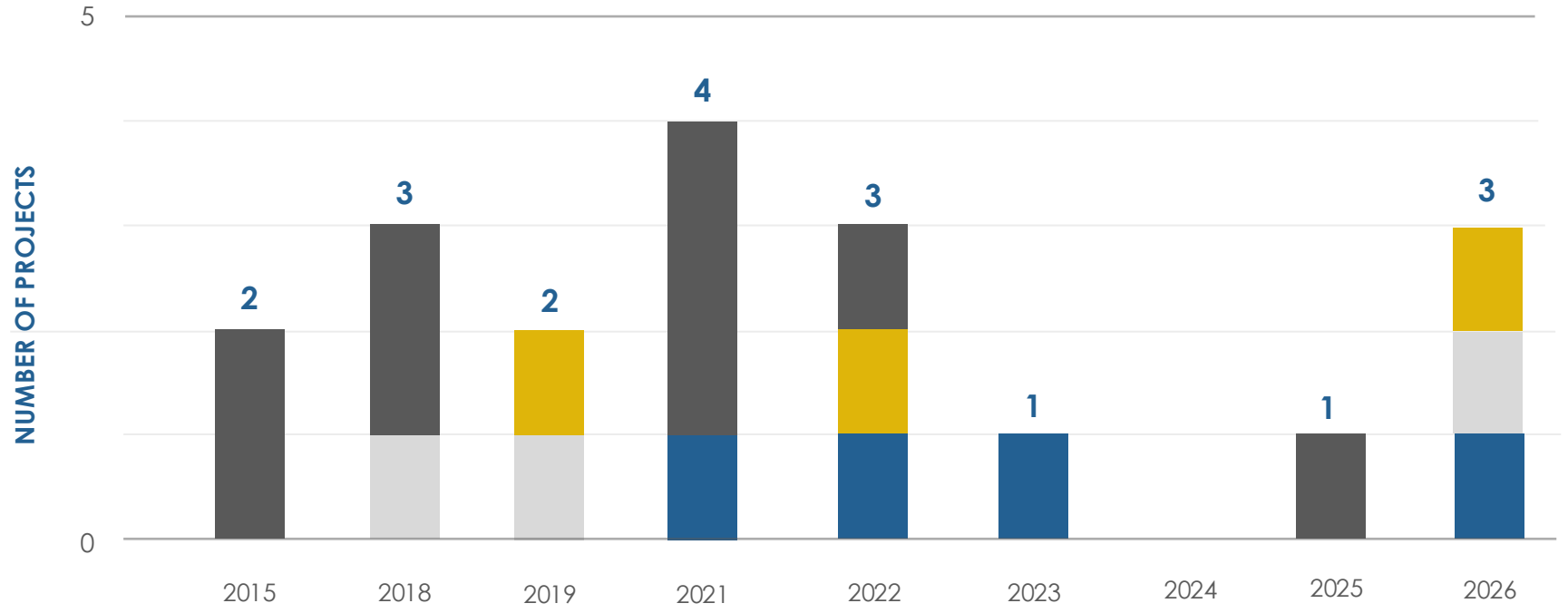


PLATINUM

GOLD

SILVER

VERIFIED

**TOTAL = 19**

*As of June 30, 2026*

Institute for Sustainable Infrastructure

# Envision Projects

**INTERNATIONAL**

*By Location*

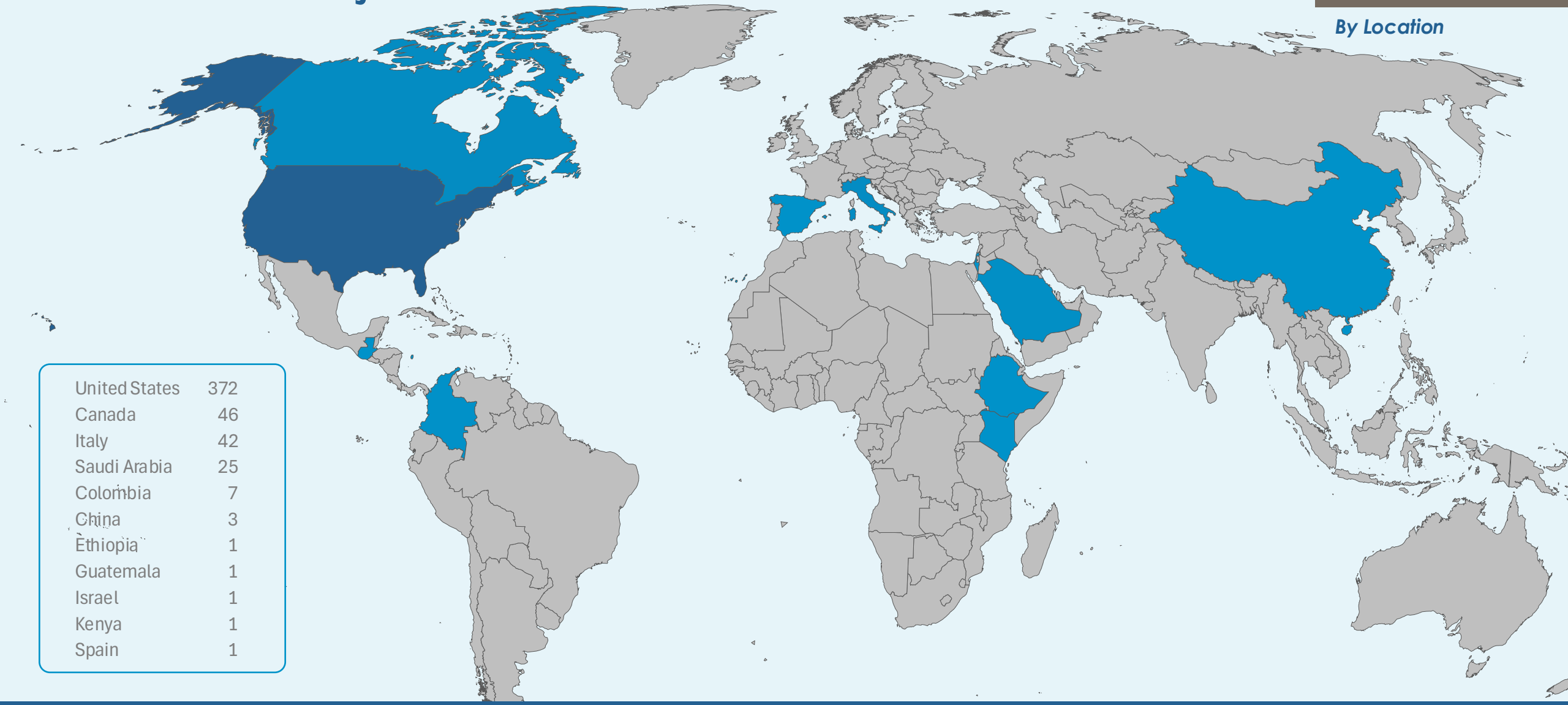

| | |
|---|---|
| United States | 372 |
| Canada | 46 |
| Italy | 42 |
| Saudi Arabia | 25 |
| Colombia | 7 |
| China | 3 |
| Ethiopia | 1 |
| Guatemala | 1 |
| Israel | 1 |
| Kenya | 1 |
| Spain | 1 |

Institute for Sustainable Infrastructure

**TOTAL = 501 |** Cumulative Value = **USD $328.95 billion**

*Registered, under review & complete | as of June 30, 2026*

INTERNATIONAL

# Envision Projects

*By Sector*

**TOTAL = 501**

Cumulative Value = **USD $328.95 billion**

*As of June 30, 2026*

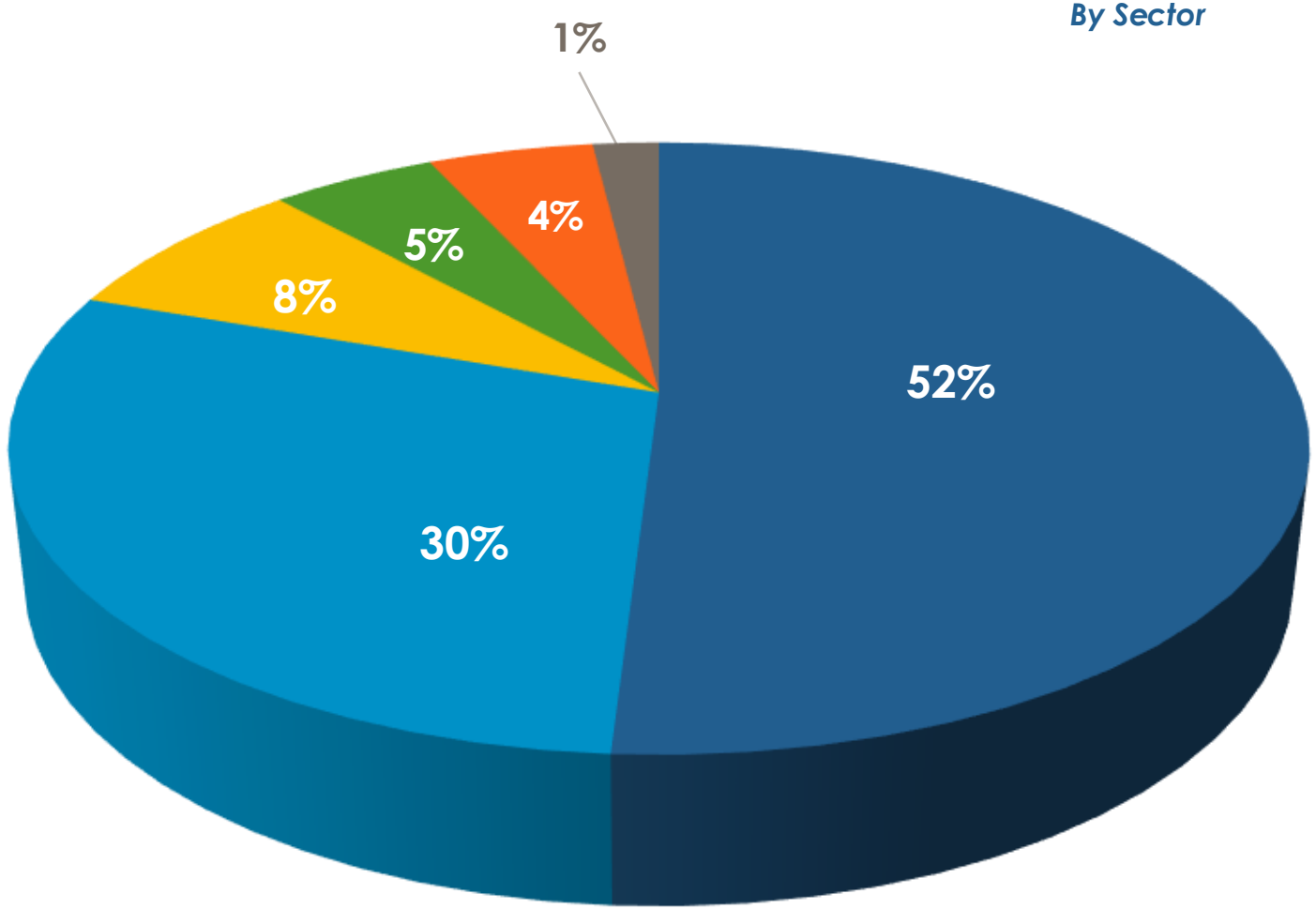


- Transportation
- Water
- Energy
- Land / Environment
- Other
- Waste

Registered, under review & complete

Institute for Sustainable Infrastructure

INTERNATIONAL

# Envision Project Registrations

*By Year*

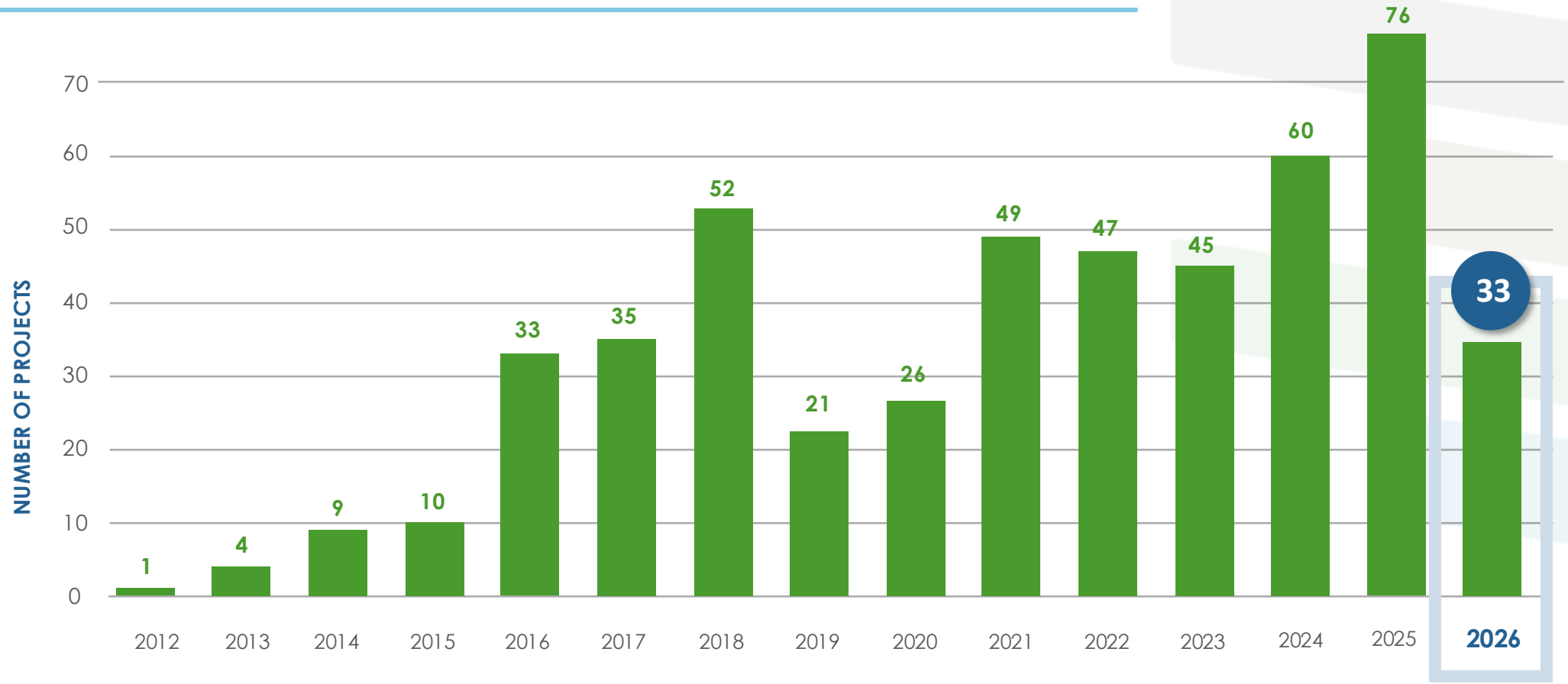


**TOTAL = 501**

*As of June 30, 2026*

Institute for Sustainable Infrastructure

INTERNATIONAL

# Envision Awards Announced

*By Year & Award Level*

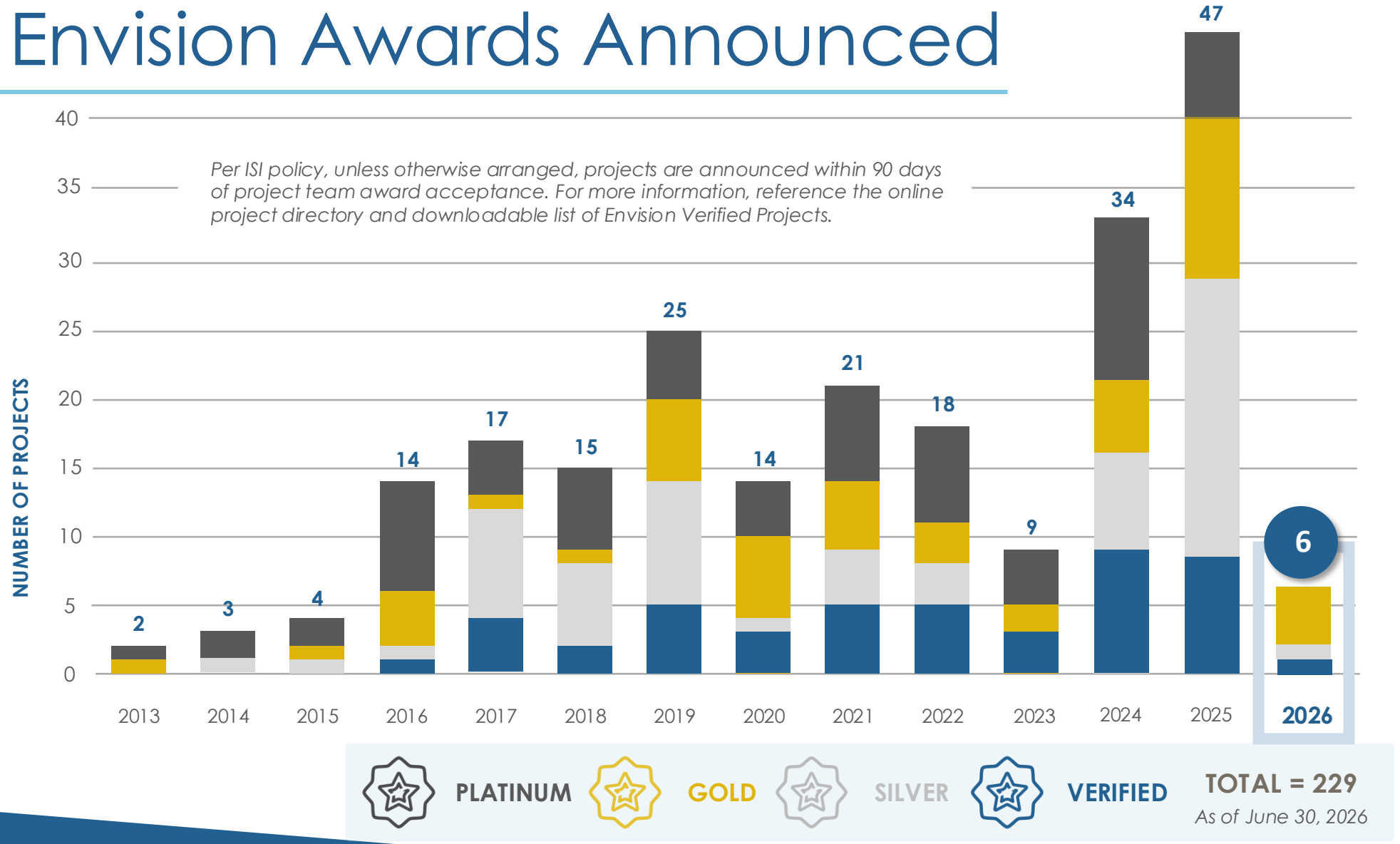


Institute for Sustainable Infrastructure

# Envision Projects

**UNITED STATES**

***By Location***

**TOTAL REGISTERED, UNDER REVIEW & COMPLETE = 372**

Most active states based on number of projects:

California (90)
New York (63)
Florida (25)
Virginia (18)
Washington (17)
Texas (14)
Colorado (16)
Iowa (12)
Wisconsin (11)
Massachusetts (10)

Cumulative Value =
**USD $214.13 billion**

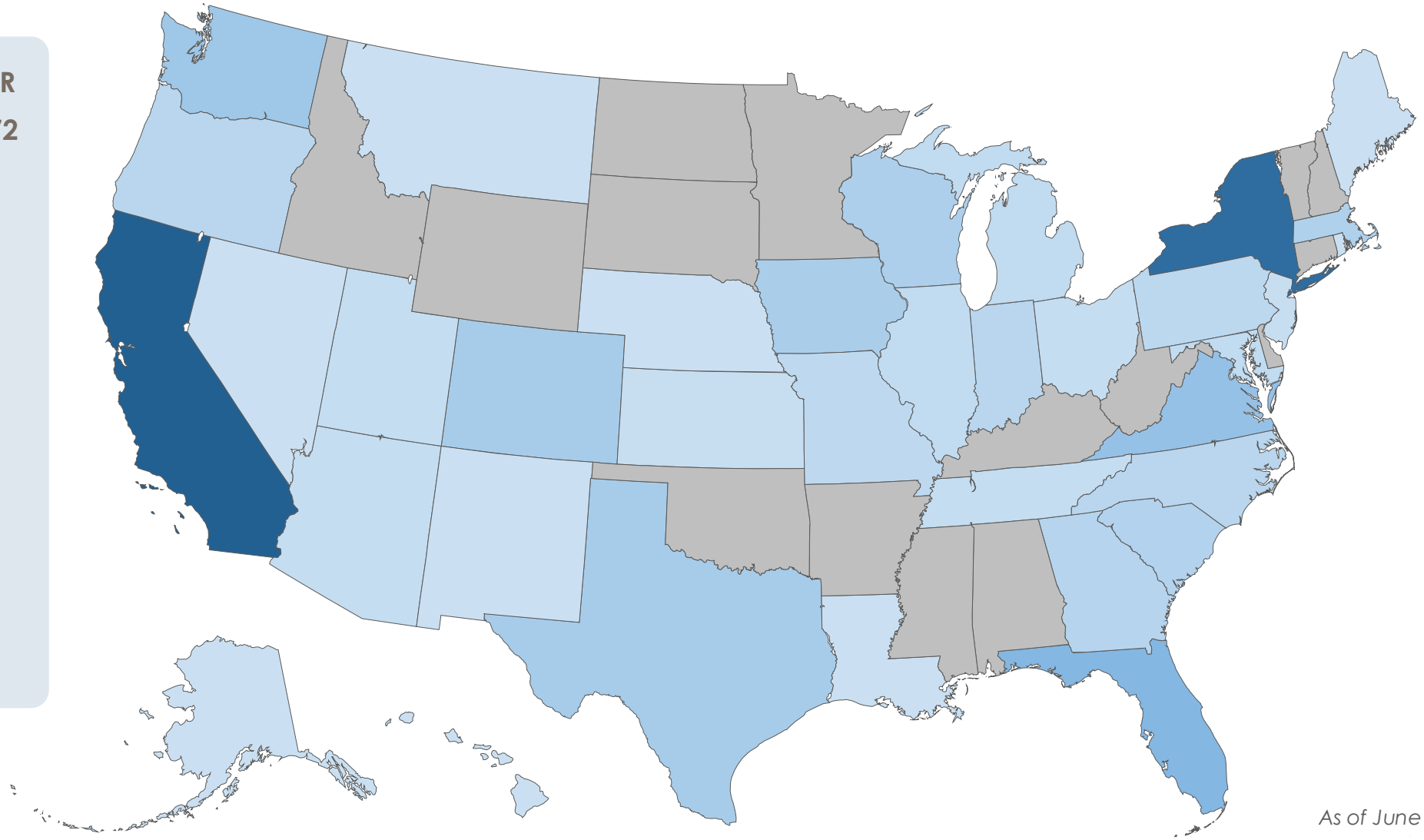

*As of June 30, 2026*

Institute for Sustainable Infrastructure

UNITED STATES

# Envision Projects

*By Sector*

**TOTAL = 372**

Cumulative Value = **USD $214.13 billion**

*As of June 30, 2026*

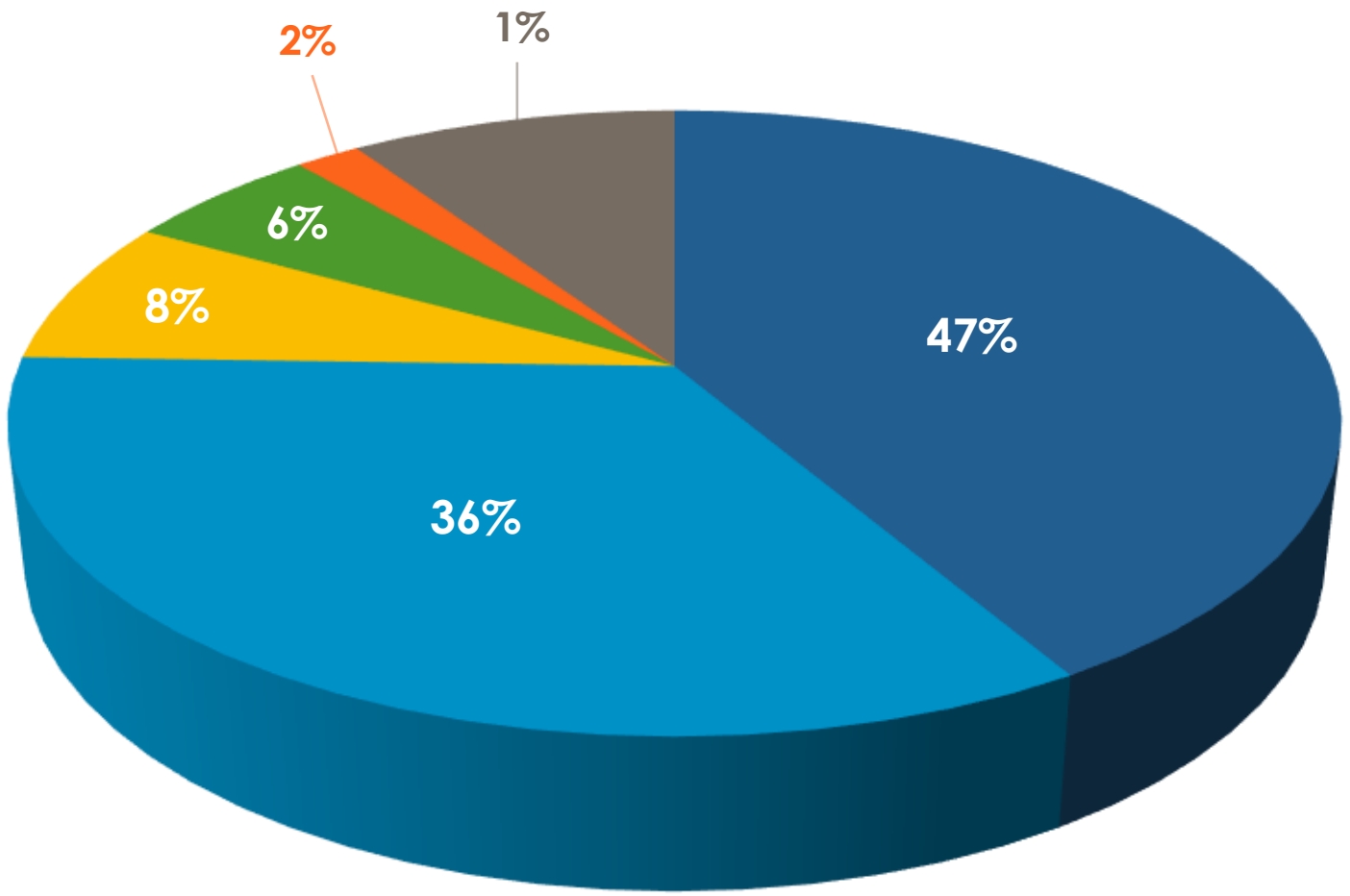


- Transportation
- Water
- Energy
- Land / Environment
- Other
- Waste

Registered, under review & complete

Institute for Sustainable Infrastructure

UNITED STATES

*By Year*

# Envision Project Registrations

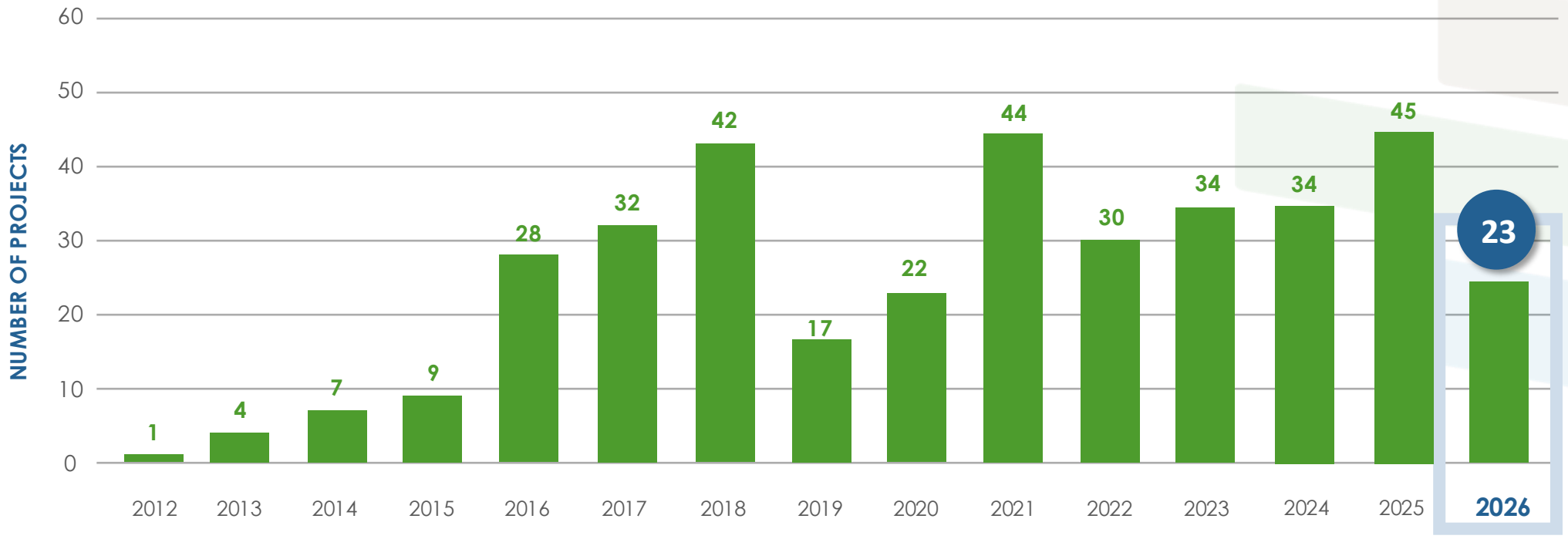


**TOTAL = 372**

*As of June 30, 2026*

Institute for Sustainable Infrastructure

UNITED STATES

*By Year & Award Level*

# Envision Awards Announced

*Per ISI policy, unless otherwise arranged, projects are announced within 90 days of project team award acceptance. For more information, reference the online project directory and downloadable list of Envision Verified Projects.*

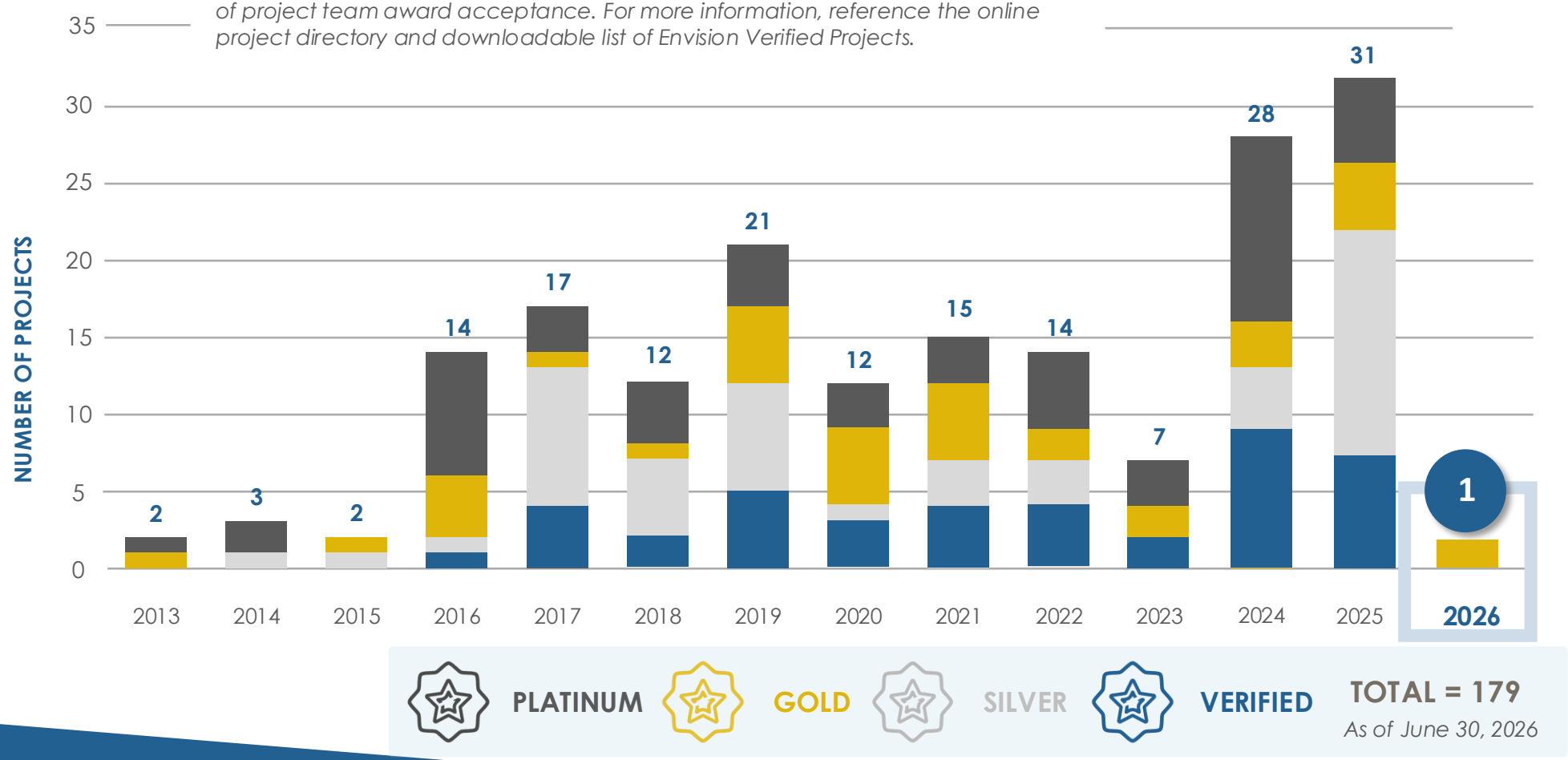


Institute for Sustainable Infrastructure

# Envision Verifications Announced 2026 Q2

- **Déconstruction du pont Champlain d'origine** (Montreal, Quebec), Envision Gold
- **Gare Lucien L'Allier** (Montreal, Quebec), Envision Silver
- **YUL Aéroport International Montréal-Trudeau I Stationnement P4 étagé** (Montreal, Quebec), Envision Silver *
- **Carolina Crossroads Corridor Improvements Project, Phase 1 – Colonial Life** (Columbia, South Carolina), Envision Gold *

An * indicates that the full project profile / announcement is still to come.

ENVISION™

Institute for Sustainable Infrastructure

** Formal announcement to come*

# Déconstruction du pont Champlain d'origine

Montreal, Quebec

Envision Gold



Institute for Sustainable Infrastructure

# Gare Lucien L'Allier

Montreal, Quebec

Envision Silver



Institute for Sustainable Infrastructure

# 3 Envision By the Numbers

## EDUCATION & CREDENTIALING

Institute for Sustainable Infrastructure

# ENV SPs

**INTERNATIONAL**

*By Location*

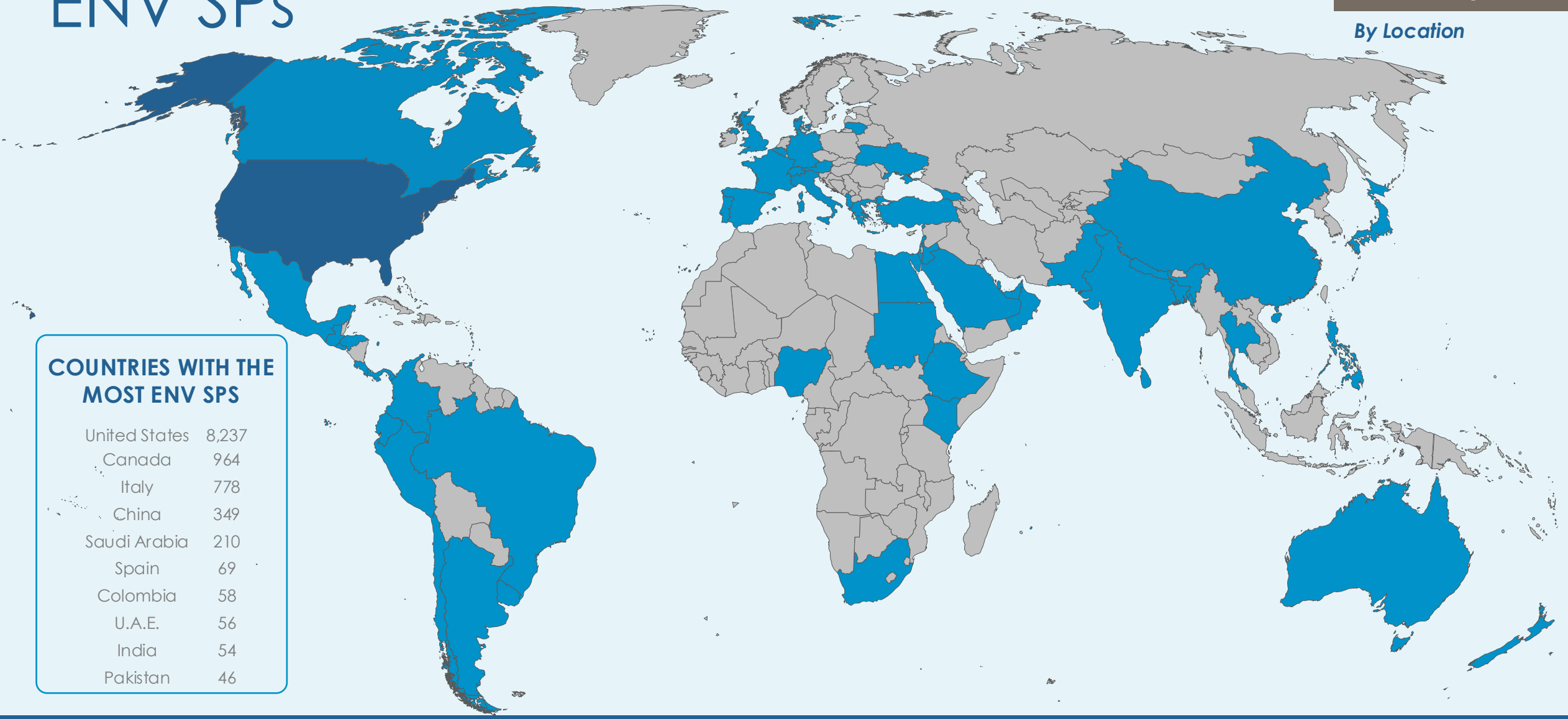

## COUNTRIES WITH THE MOST ENV SPS

| | |
|---|---|
| United States | 8,237 |
| Canada | 964 |
| Italy | 778 |
| China | 349 |
| Saudi Arabia | 210 |
| Spain | 69 |
| Colombia | 58 |
| U.A.E. | 56 |
| India | 54 |
| Pakistan | 46 |

Institute for Sustainable Infrastructure

**TOTAL = 11,078**

*as of June 30, 2026*

# ENV SPs

**U.S. & CANADA**

***By Location***

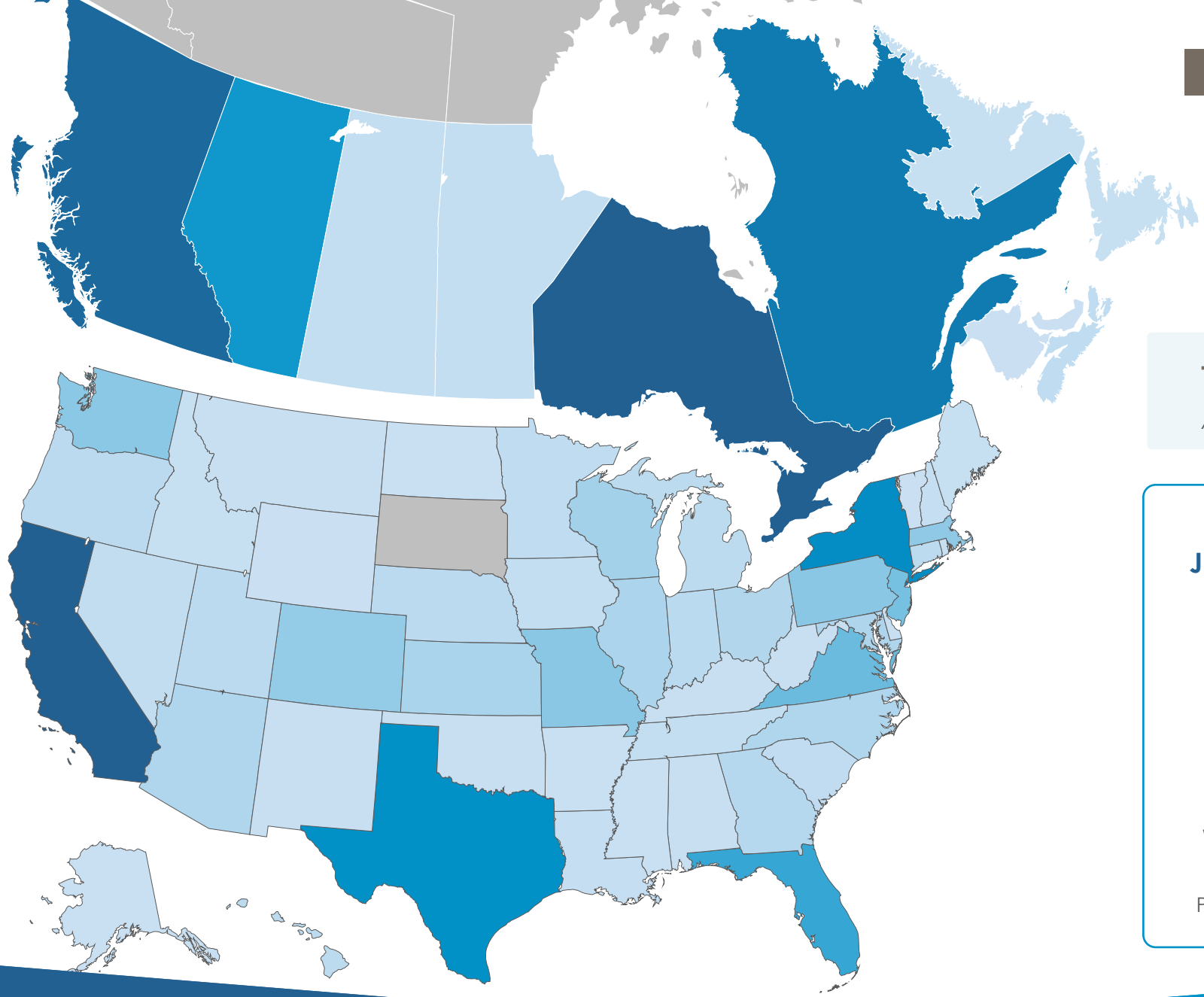

**TOTAL = 9,201**

*As of June 30, 2026*

## TOP 10 JURISDICTIONS

| | |
|---|---|
| California | 1,379 |
| New York | 829 |
| Texas | 825 |
| Florida | 577 |
| Virginia | 325 |
| New Jersey | 292 |
| Ontario | 286 |
| Washington | 241 |
| Quebec | 215 |
| Pennsylvania | 212 |

Institute for Sustainable Infrastructure

INTERNATIONAL

*By Employer Type*

# ENV SPs

**TOTAL = 11,078**

*As of June 30, 2026*

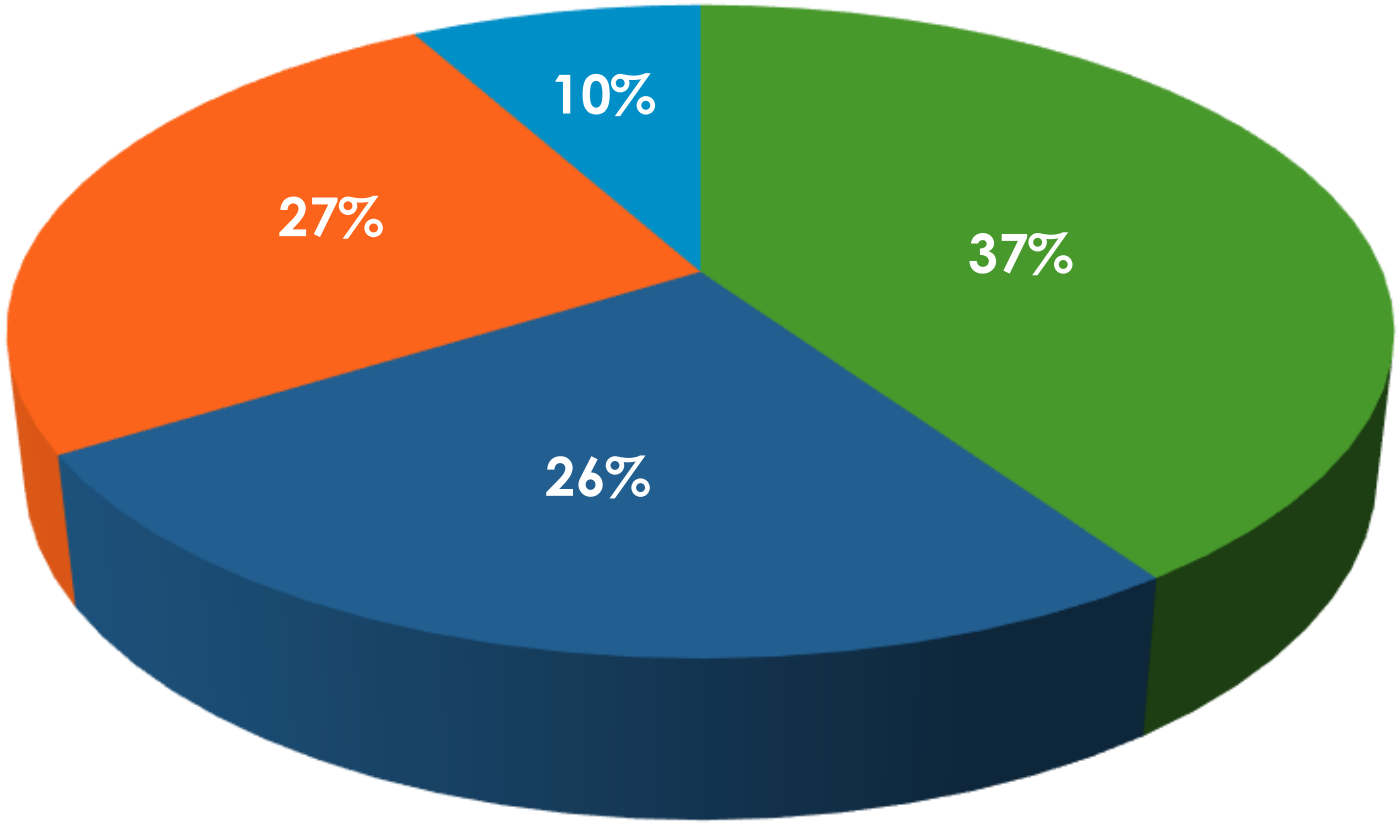


- Private Companies & Associations
- Individuals
- Public Agencies
- Academic Institutions

Institute for Sustainable Infrastructure

INTERNATIONAL

# New ENV SP Growth

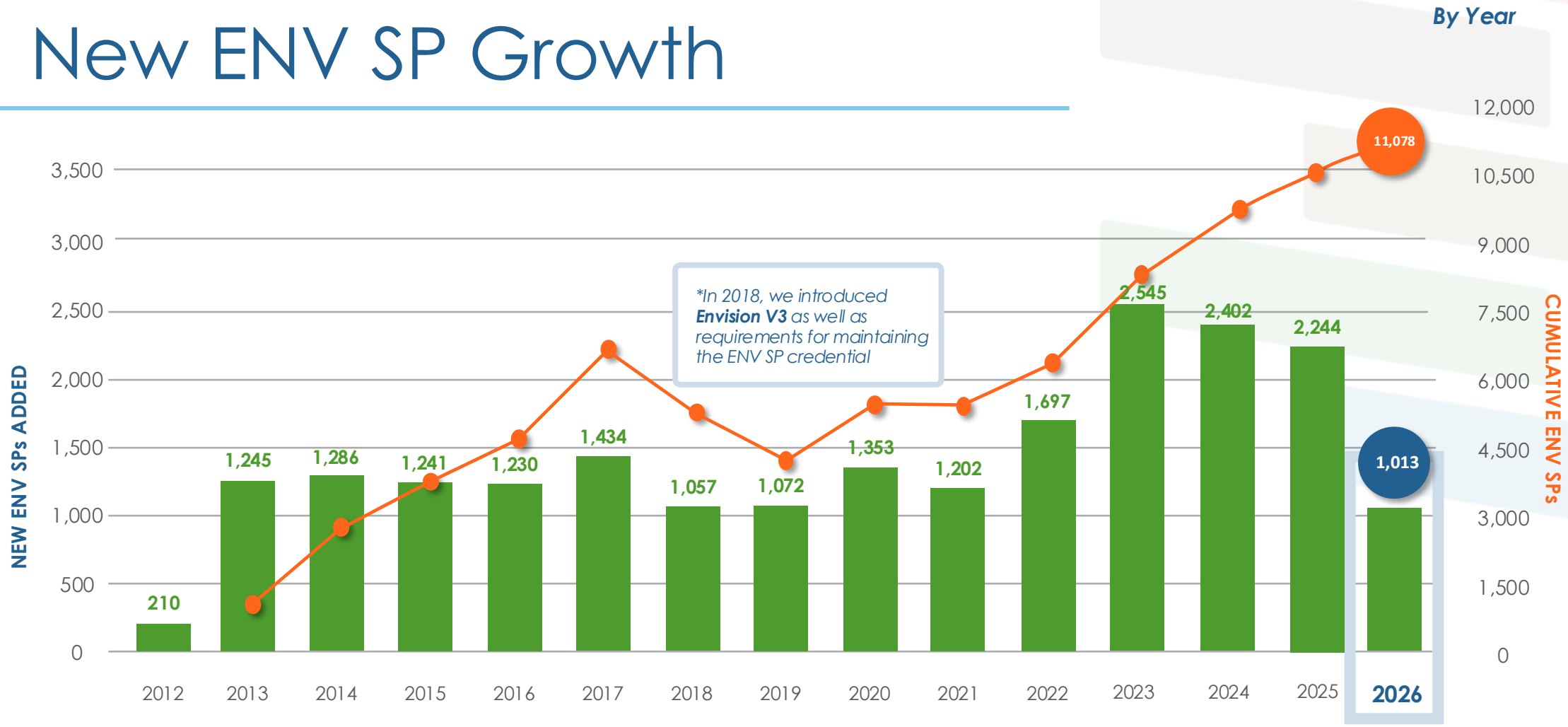


Institute for Sustainable Infrastructure

# Recent Webinars & Live Events



April 2, 2026 – DT Case Study Deep Dive – Climate Resilience & Coastal Protection



April 29, 2026
World Cup of Envision



May 7, 2026 – DT Case Study Deep Drive – Mobility, Asset Performance, & City-Scale Digital Performance



May 20, 2026 – Lightweight by Design: ESCS Solutions for Sustainable Infrastructure



June 4, 2026 – DT Case Study Deep Dive – Decarbonization, Resource Efficiency, & Urban-Scale Twins



June 17, 2026 – Ultra-Lightweight Foamed Glass Aggregate for Resiliency Planning & Construction




IN-PERSON EVENT
April 9–10, 2026
ISI Zofnass Research Program Spring 2026 Pacific Northwest Symposium in Vancouver, Canada

# 4 Envision By the Numbers

## MEMBERS & SUPPLIERS

Institute for Sustainable Infrastructure

# Organizational Members

**INTERNATIONAL**

*By Location*

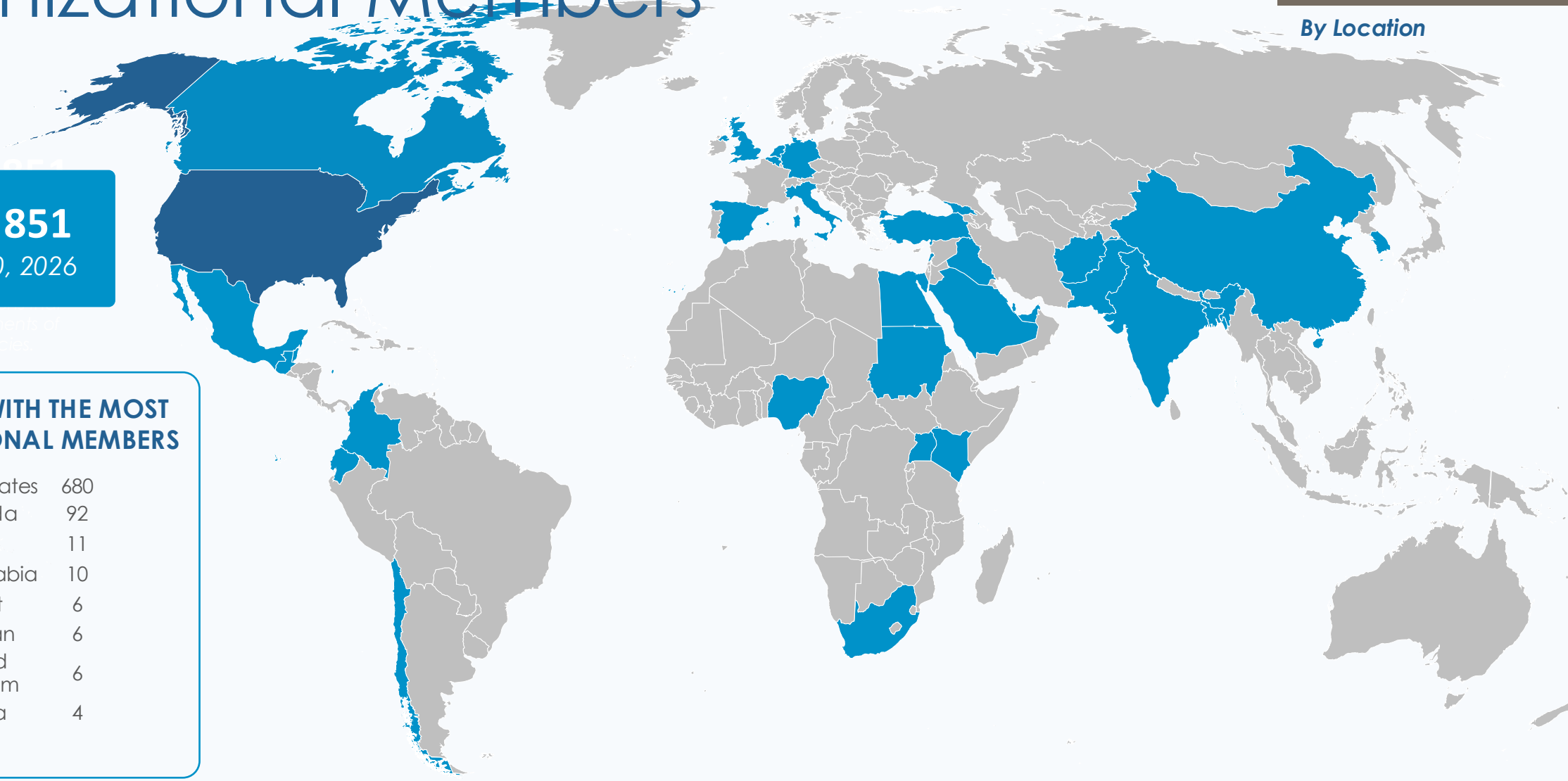

**TOTAL = 851**

*as of June 30, 2026*

*joined on behalf of departments of member agencies*

## COUNTRIES WITH THE MOST ORGANIZATIONAL MEMBERS

| | |
|---|---|
| United States | 680 |
| Canada | 92 |
| India | 11 |
| Saudi Arabia | 10 |
| Egypt | 6 |
| Pakistan | 6 |
| United Kingdom | 6 |
| Kenya | 4 |

# Organizational Members

**U.S. & CANADA**

***By Location***

**TOTAL = 772**

*As of June 30, 2026*

## JURISDICTIONS WITH THE MOST ORGANIZATIONAL MEMBERS

| | |
|---|---|
| California | 99 |
| Florida | 63 |
| Texas | 62 |
| New York | 47 |
| Virginia | 32 |
| Ontario | 31 |
| Colorado | 26 |
| Massachusetts | 23 |
| Quebec | 22 |
| District of Colombia | 20 |

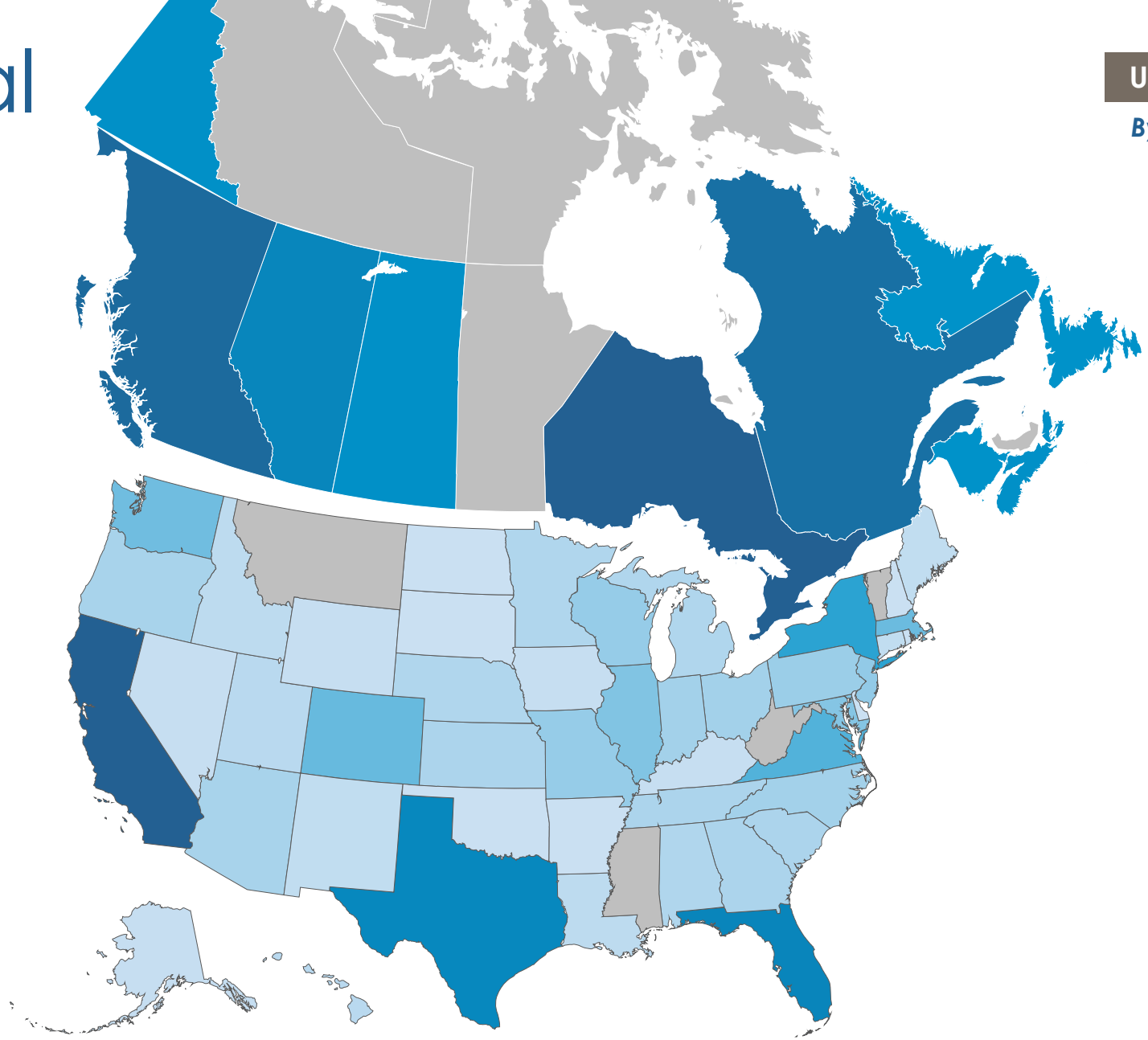

Institute for Sustainable Infrastructure

INTERNATIONAL

*By Type*

# Organizational Members

**TOTAL = 851**

*As of June 30, 2026*

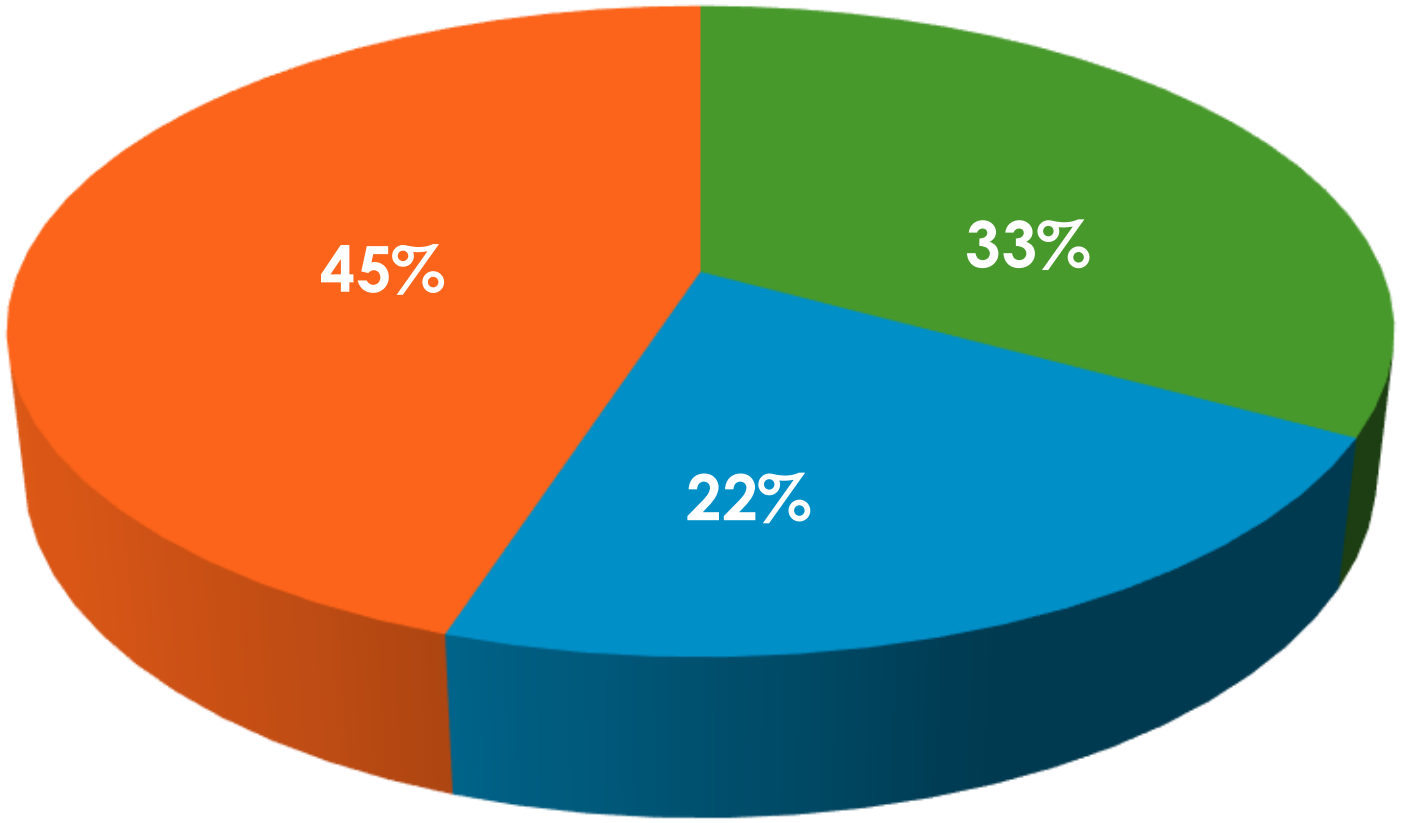


- Private Companies & Associations
- Public Agencies
- Academic Institutions

Institute for Sustainable Infrastructure

INTERNATIONAL

*By Year*

# New Organizational Member Growth

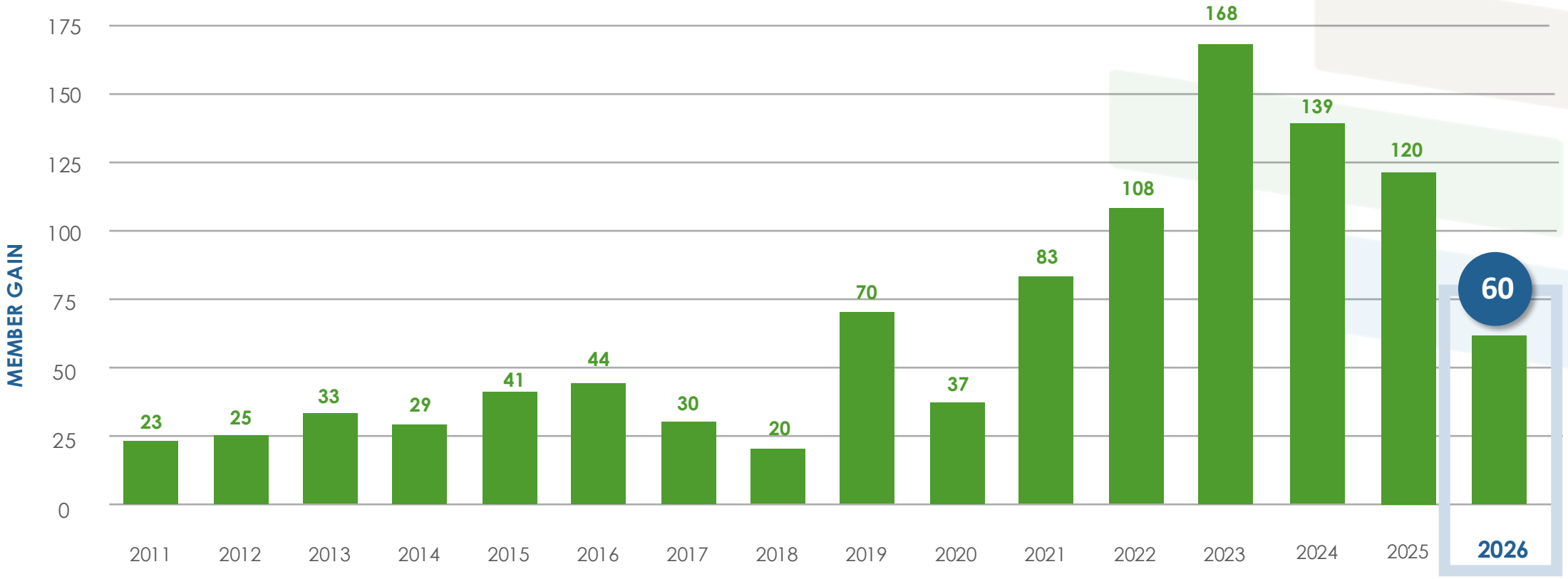


Institute for Sustainable Infrastructure

# New Organizational Members

*Visit our website for a complete list of members*

## PUBLIC AGENCIES

### United States:

Austin Facilities Management (TX)
Capital Region Water (PA)
City of Altamonte Springs (FL)
City of Charlotte - Aviation (NC)
City of Fort Lauderdale (FL)
City of Richardson (TX)
City of Southfield - DPW (MI)
Henrico County Sustainability Division (VA)

King County (WA) Departments: Department of Natural Resources and Parks; Harborview Construction and Infrastructure Division; International Airport – Boeing Field; Metro; Parks; Road Services Division, Solid Waste Division; Wastewater Treatment Division

NYC Mayor's Office of Management and Budget (NY)
Northfield Township Road District (IL)
Port of Corpus Christi (TX)

### Canada:

Municipality of the County of Colchester (NS)
National Research Council Canada (ON)

## PRIVATE COMPANIES & ASSOCIATIONS

### United States:

Angie Brewer & Associates, LC (FL)
Big City Crushed Concrete (TX)
ConstraintIQ (AL)
JK Muir (CT)
MJC Environment LLC (NJ)
Raimore Construction (OR)
Sheladia Associates, Inc. (MD)
Center of Excellence for Concrete Preservation and Service Life Extension (MD)

### International:

KEO International Consultants L.L.C. (U.A.E.)

## ACADEMIC INSTITUTIONS

### United States:

Embry-Riddle Aeronautical University (VA)
New York Institute of Technology (NY)
Wilkes University (PA)

### International:

Higher Colleges of Technology (U.A.E.)

# Thank You!

sustainableinfrastructure.org/contact-us

***sustainableinfrastructure.org***

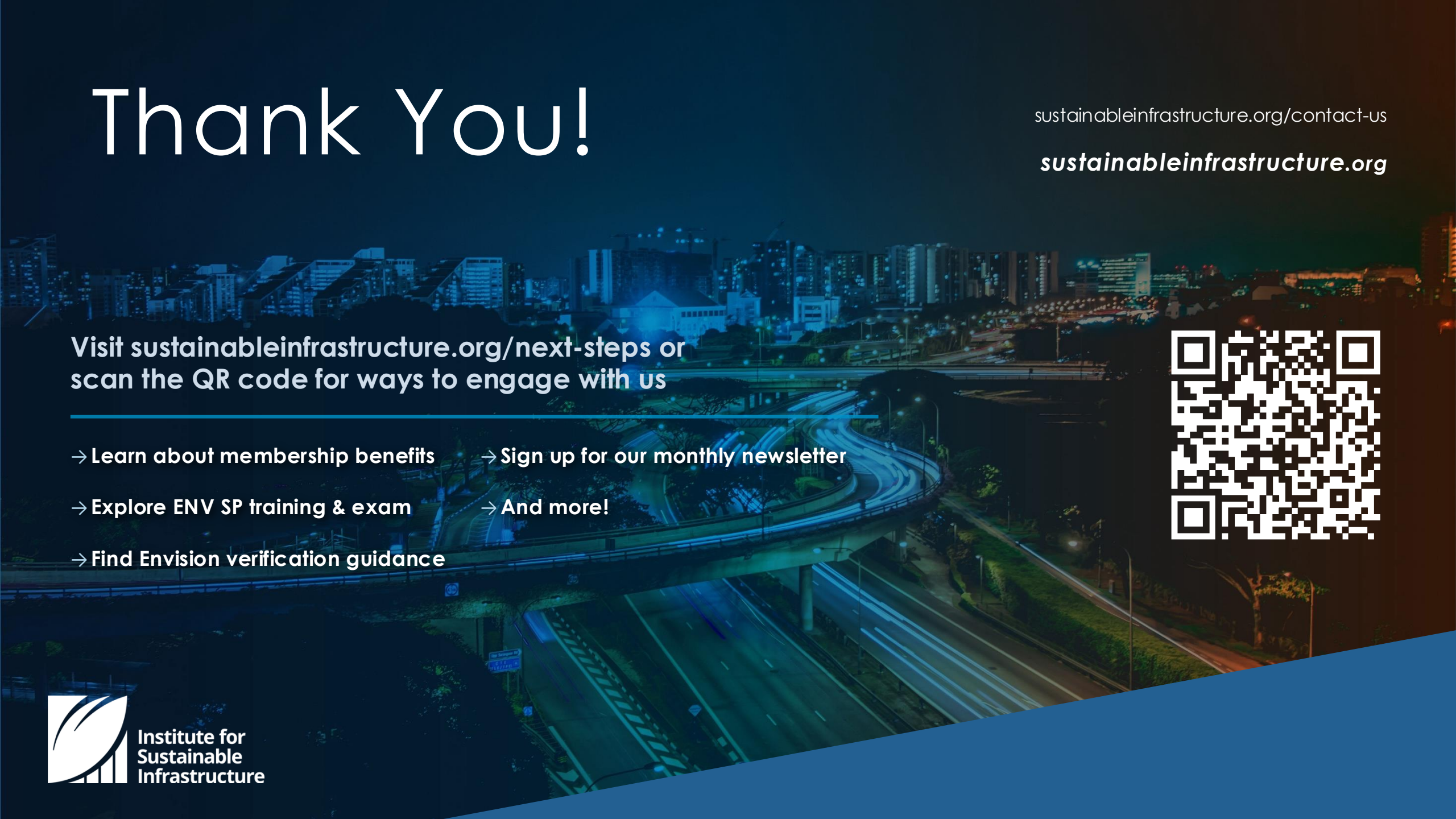

**Visit sustainableinfrastructure.org/next-steps or scan the QR code for ways to engage with us**

- → Learn about membership benefits
- → Sign up for our monthly newsletter
- → Explore ENV SP training & exam
- → And more!
- → Find Envision verification guidance

Institute for Sustainable Infrastructure