

# Envision **BY THE NUMBERS**

Q2-2025



# Purpose

---

**To equip Envision Sustainability Professionals (ENV SPs)** and other champions for sustainable infrastructure with Envision stats and graphs, which may be used to support presentations on Envision, business cases, etc.

This PowerPoint presentation shall be updated quarterly each year in January, April, July, and October.

*Please credit ISI.*

**Questions?** *Please direct them to [info@sustainableinfrastructure.org](mailto:info@sustainableinfrastructure.org)*



# What's Inside

---

1. Founders & Global Partners
2. **Envision By the Numbers:**  
Project Verification & Awards
3. **Envision By the Numbers:**  
Education & Credentialing
4. **Envision By the Numbers:**  
Members & Suppliers



ENVISION™



# 1 Founders & Global Partners

---



# Institute for Sustainable Infrastructure (ISI)

---

**Education and research nonprofit** (501c3) based in Washington, D.C.

---

**Founded in 2010** by ACEC, APWA, and ASCE



Collaborated with the then **Zofnass Program for Sustainable Infrastructure at the Harvard Graduate School of Design** to develop a sustainability rating system for infrastructure. The first version of the **Envision Sustainable Infrastructure Framework** was introduced in 2012.



The now **Zofnass Research Program** moved from Harvard to ISI in 2022 to support ongoing industry research, development, and application.





# ISI Global Activity

---

## Canada

[Canadian Society for Civil Engineering](#) (CSCE)

## Chile

[Chile Green Building Council](#) (GGC)

## China

In-country representative office

## Colombia

[Consejo Colombiano de Construcción Sostenible](#)  
([CCCCS](#)) (CCCCS)

## East Africa

[Miundo Misingi Hub](#)

## Guatemala

[Guatemala Green Building Council](#) (GGGC)

## Italy

[Institute for Certification and Quality Branding](#)  
[for Products and Services for Construction](#)  
(ICMQ)

## Mexico

[Federación Mexicana de Colegios de](#)  
[Ingenieros Civiles](#) (FEMCIC)

## Spain

[Tecniberia](#) and [Colegio de Ingenieros de](#)  
[Camino, Canales y Puertos](#) (CICCP)



# 2 Envision By the Numbers

PROJECT VERIFICATION & AWARDS

---



# Envision Projects

CANADA

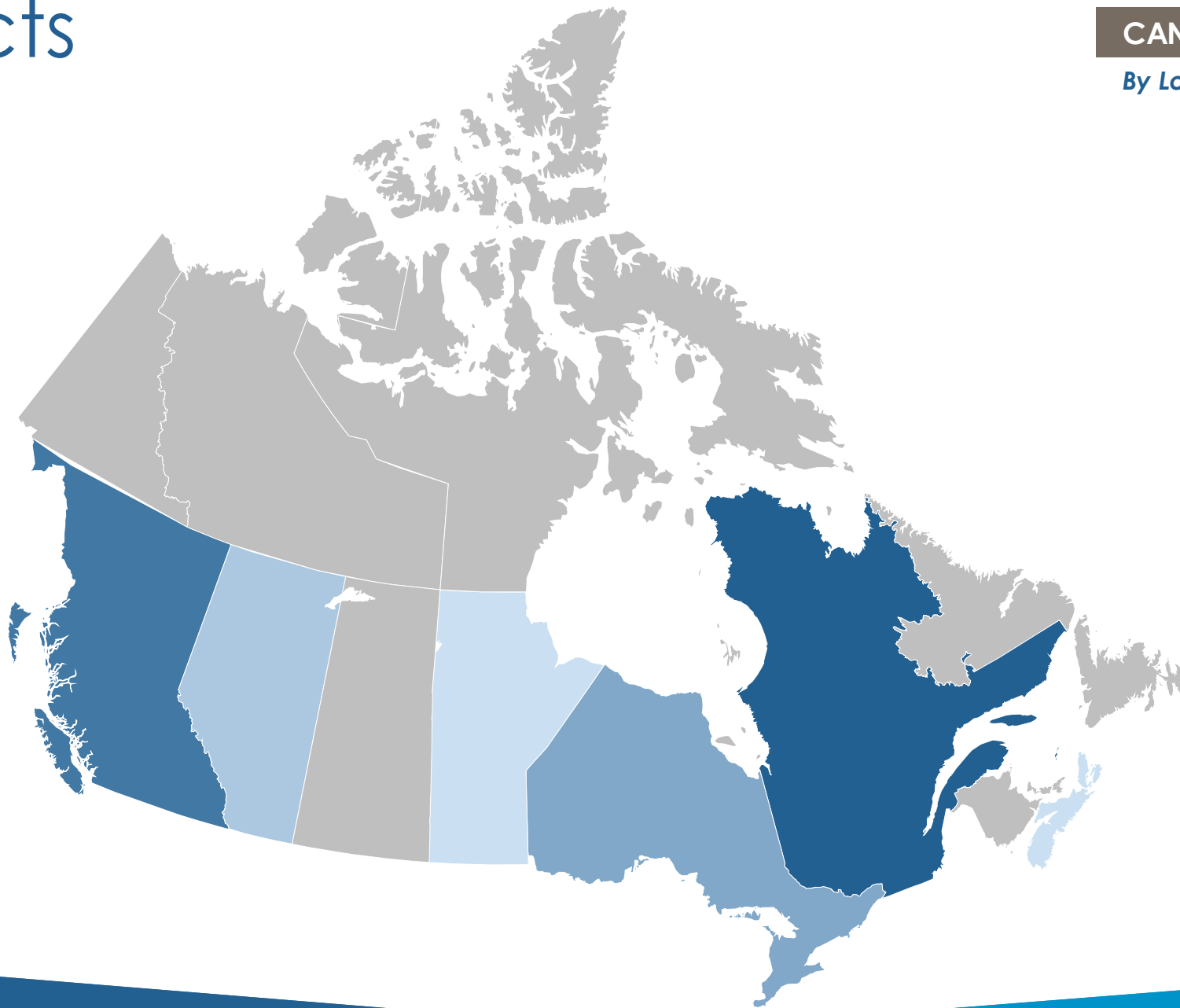
*By Location*

**TOTAL REGISTERED, UNDER  
REVIEW & COMPLETE = 45**

Most active provinces based  
on number of projects:

Quebec (17)  
British Columbia (14)  
Ontario (8)  
Alberta (4)  
Manitoba (1)  
Nova Scotia (1)

Cumulative Value =  
**CAD \$23.4 billion**



*As of June 30, 2025*

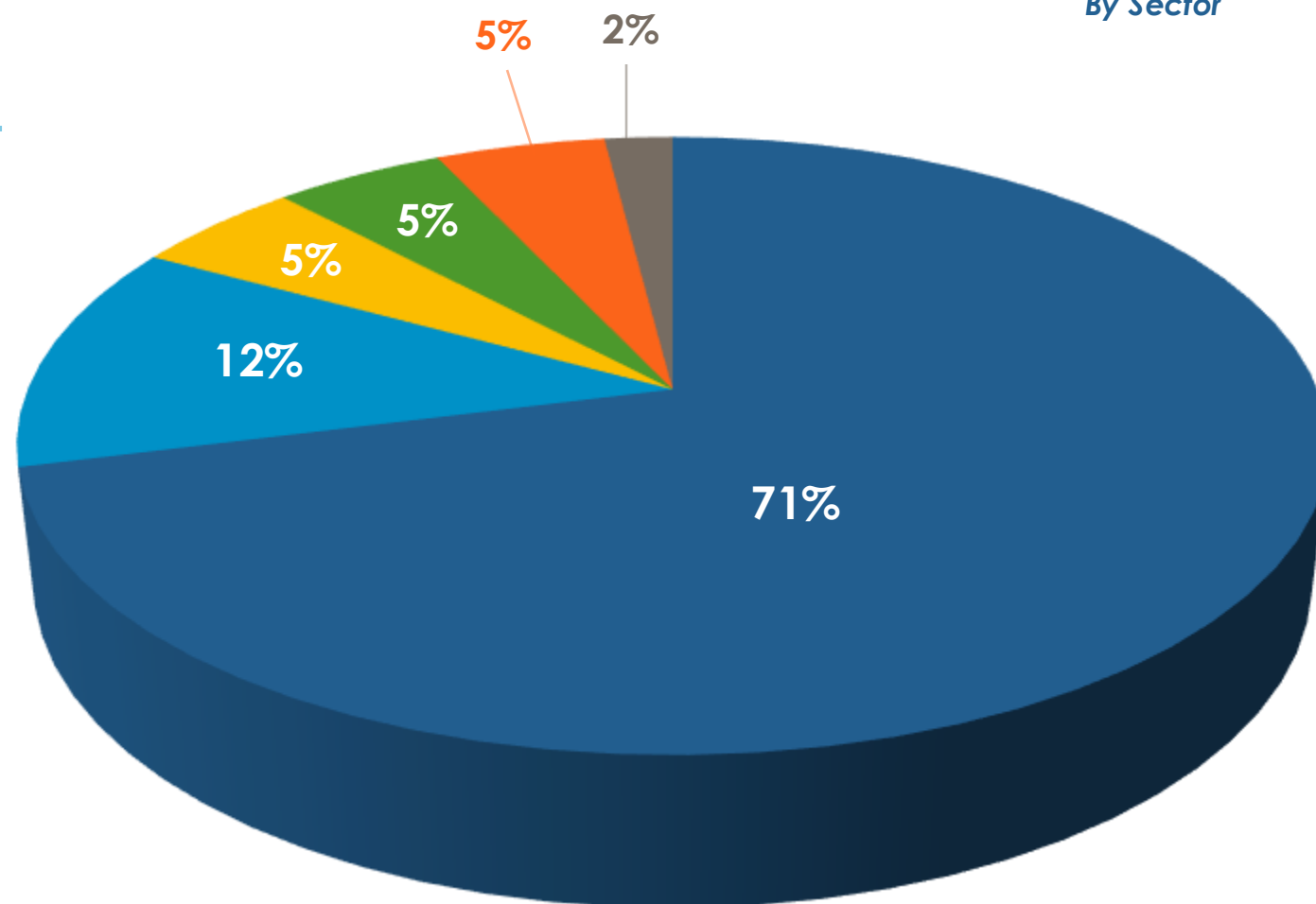


# Envision Projects

**TOTAL = 45**

Cumulative Value = **CAD \$23.4 billion**

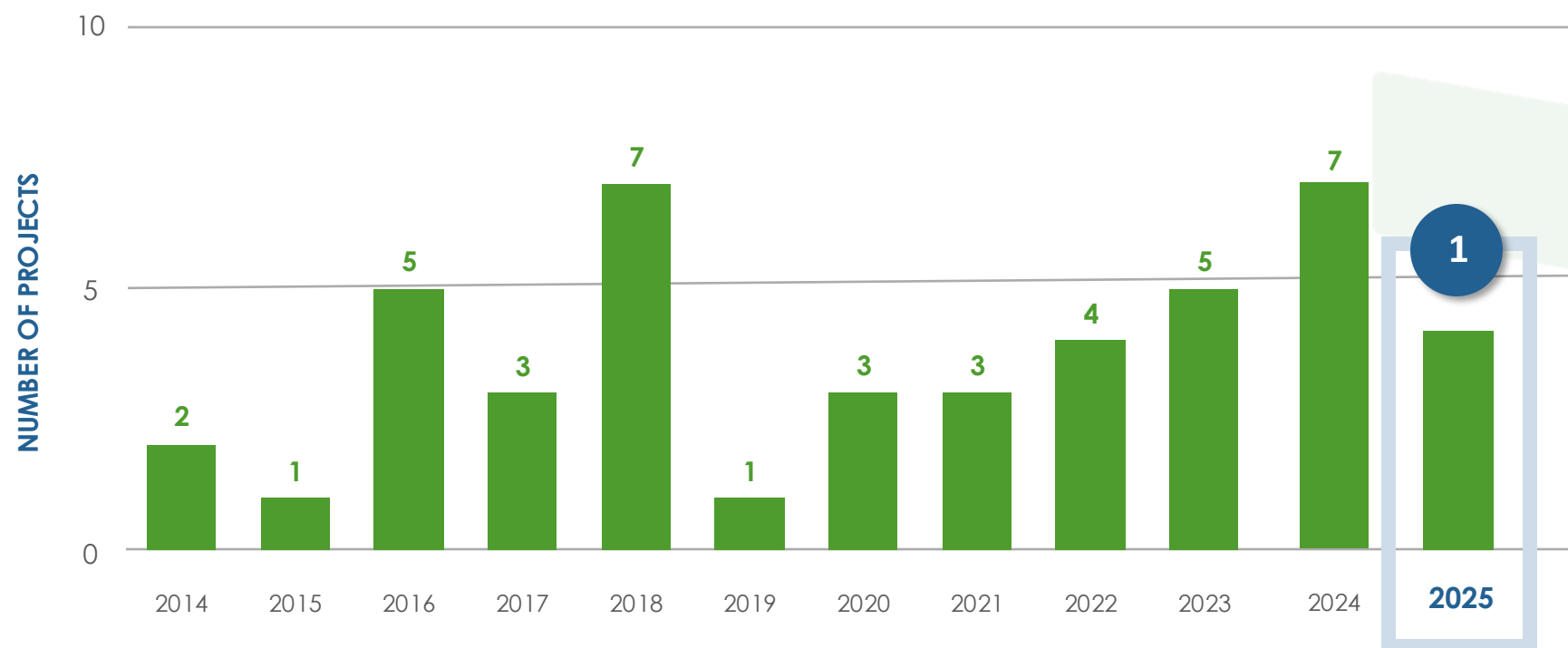
*As of June 30, 2025*



Registered, under review & complete



# Envision Project Registrations

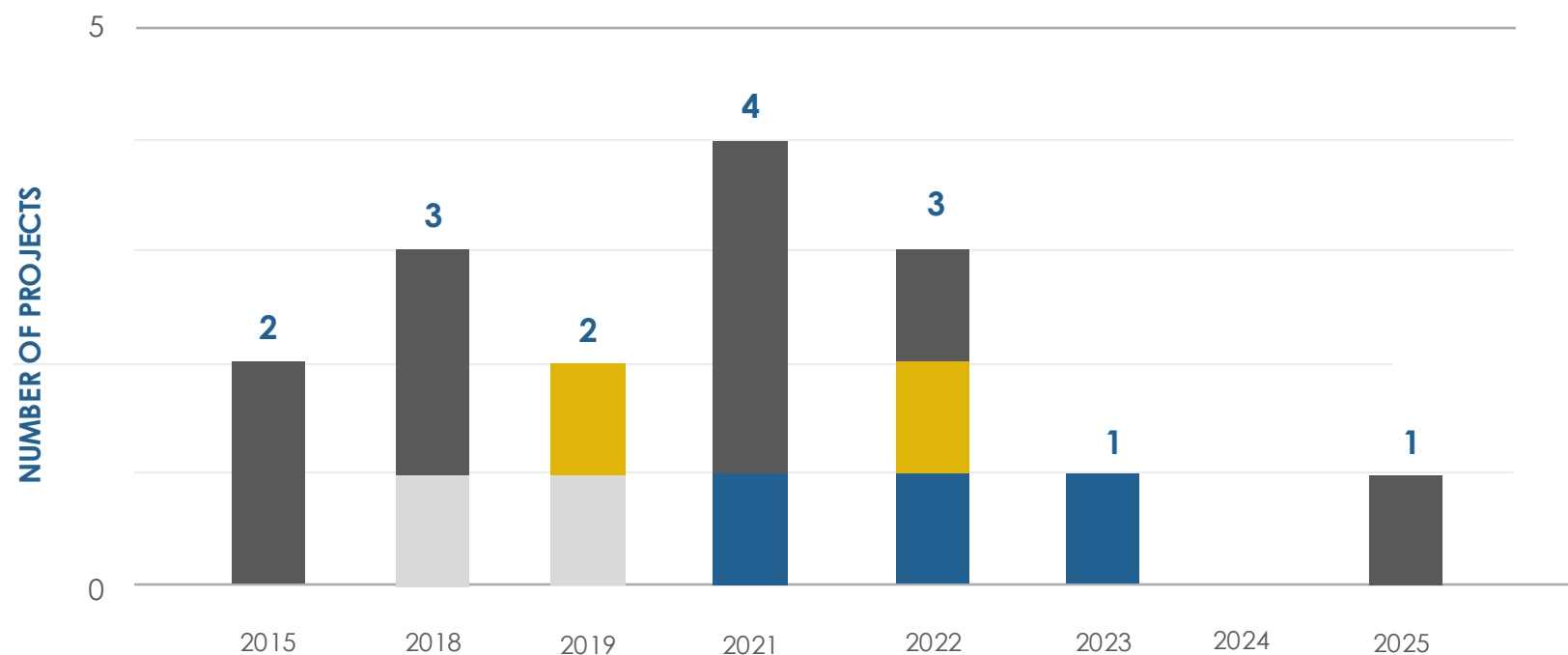
**TOTAL = 45**

As of June 30, 2025



# Envision Awards Announced

Per ISI policy, unless otherwise arranged, projects are announced within 90 days of project team award acceptance. For more information, reference the online project directory and downloadable list of Envision Verified Projects.

**PLATINUM****GOLD****SILVER****VERIFIED****TOTAL = 16**

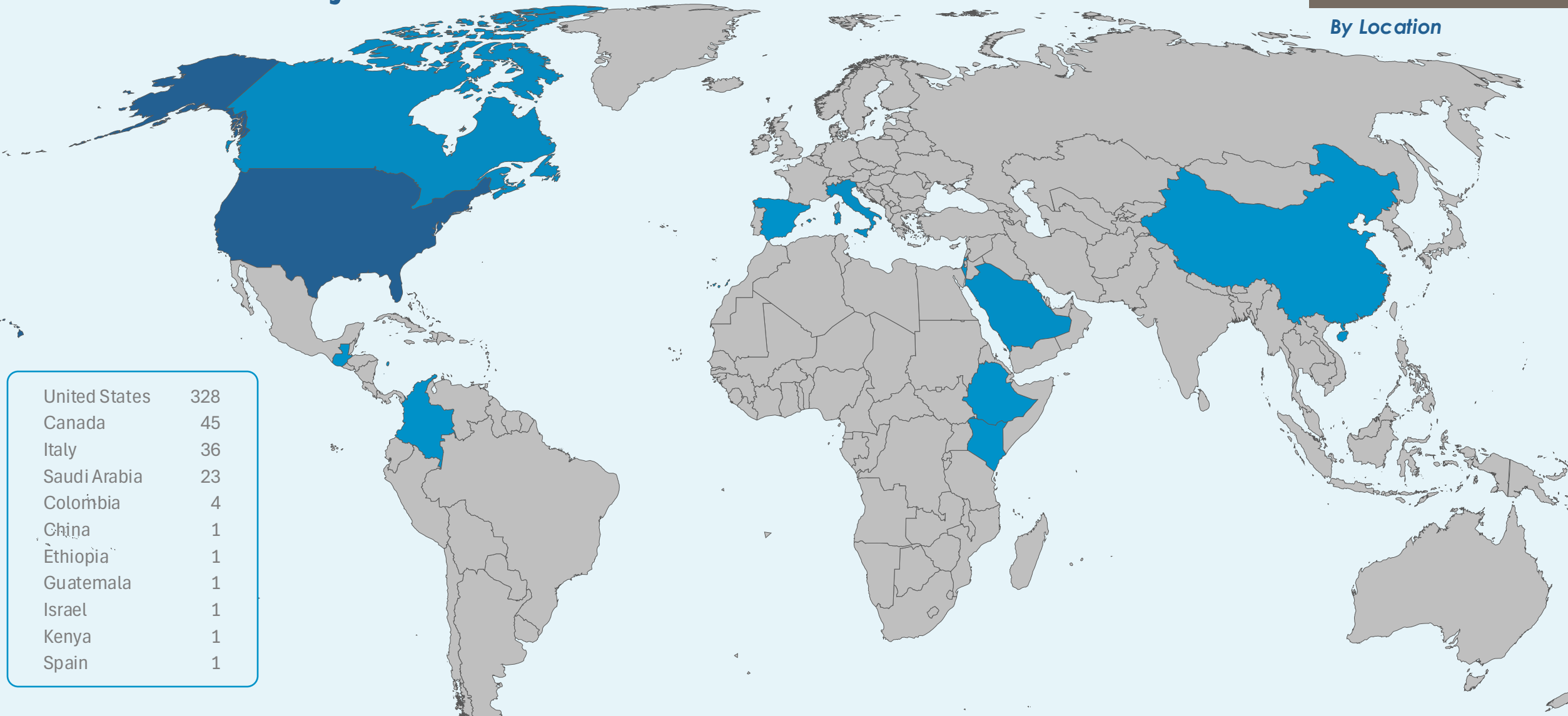
As of June 30, 2025



# Envision Projects

INTERNATIONAL

By Location



**TOTAL = 441 | Cumulative Value = USD \$304 billion**

*Registered, under review & complete | as of June 30, 2025*

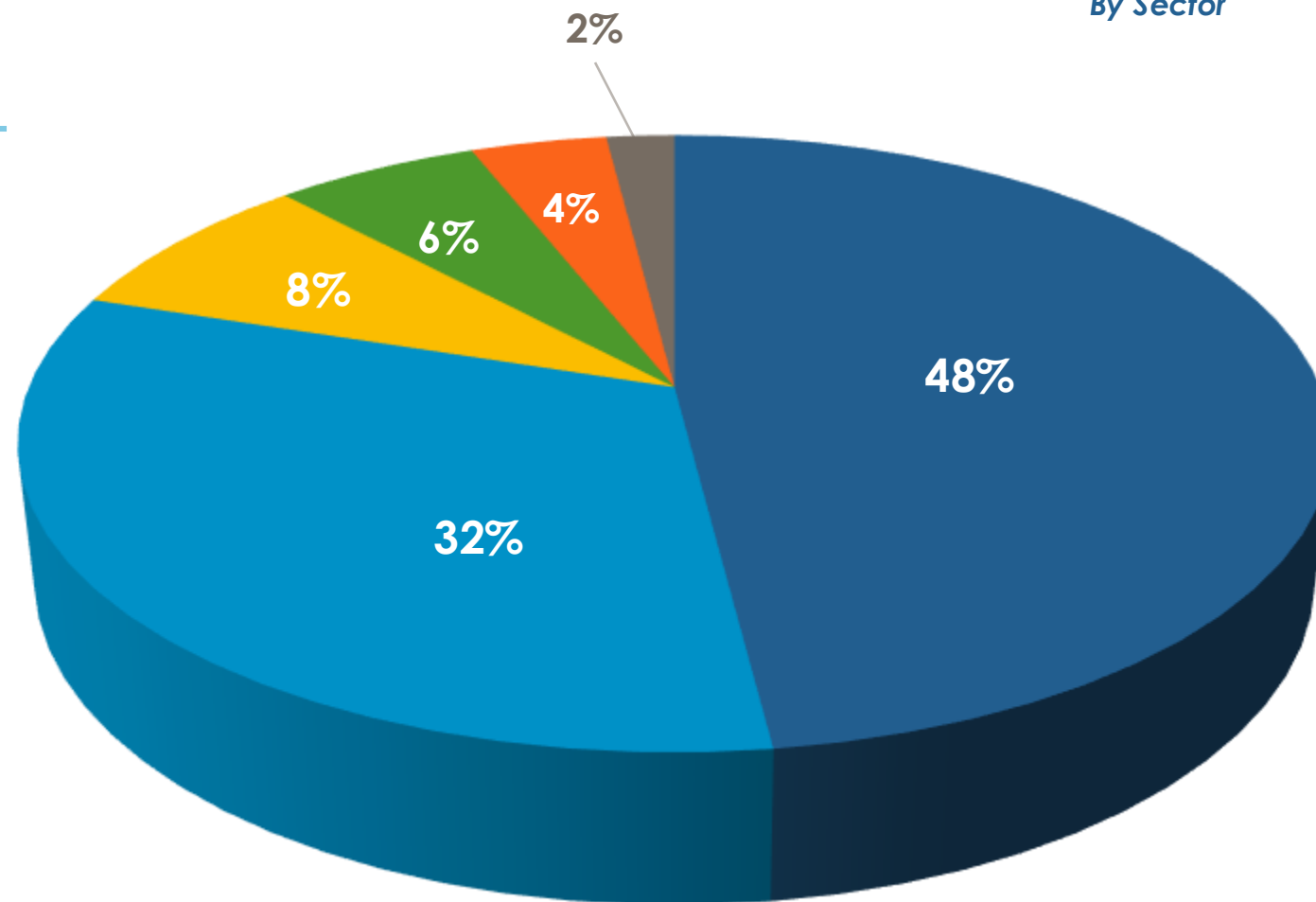


# Envision Projects

**TOTAL = 441**

Cumulative Value = **USD \$304 billion**

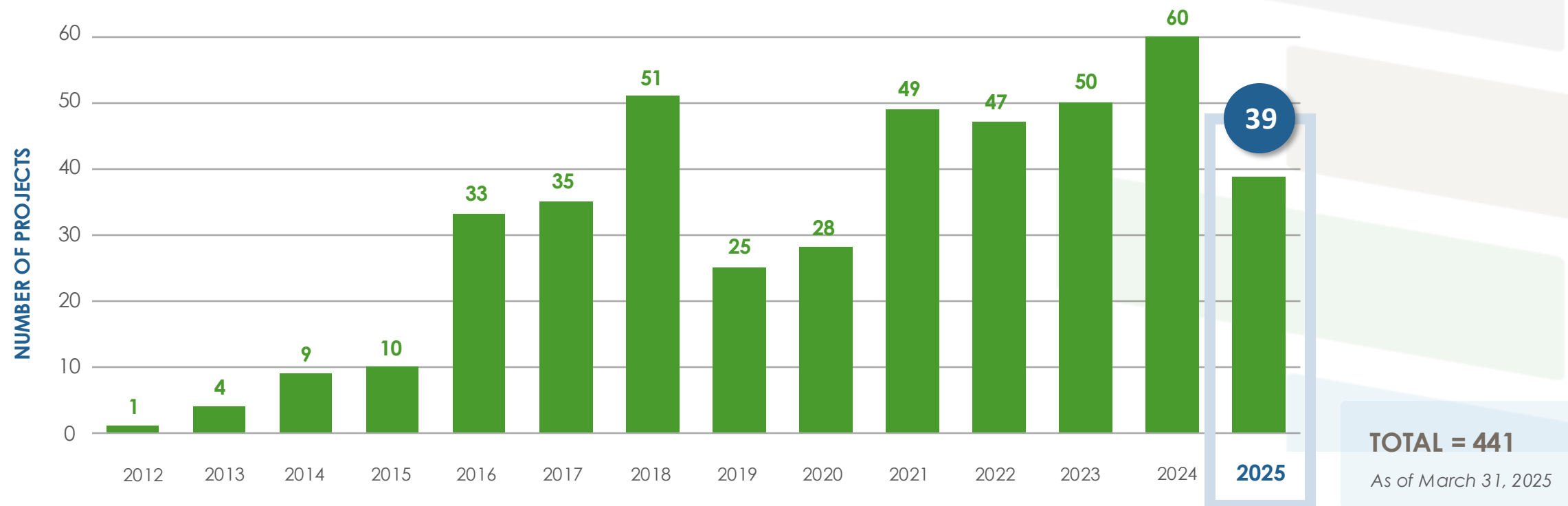
*As of June 30, 2025*



Registered, under review & complete



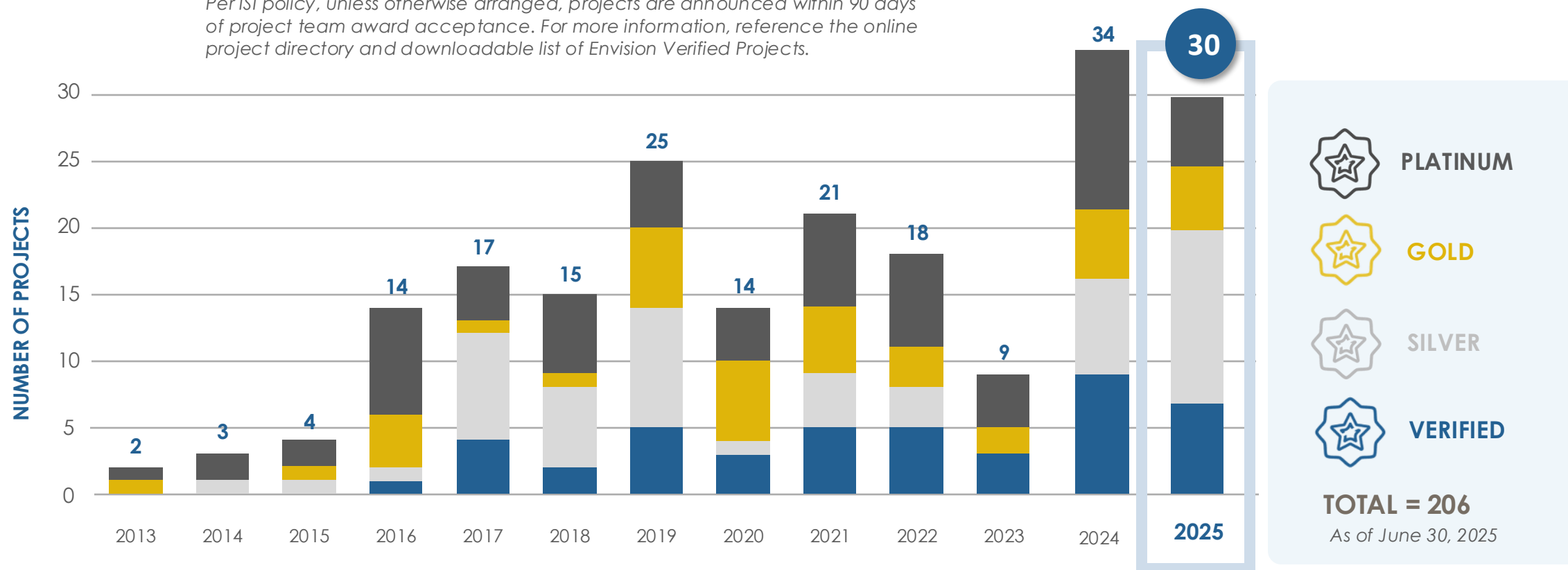
# Envision Project Registrations





# Envision Awards Announced

Per ISI policy, unless otherwise arranged, projects are announced within 90 days of project team award acceptance. For more information, reference the online project directory and downloadable list of Envision Verified Projects.





# Envision Projects

UNITED STATES

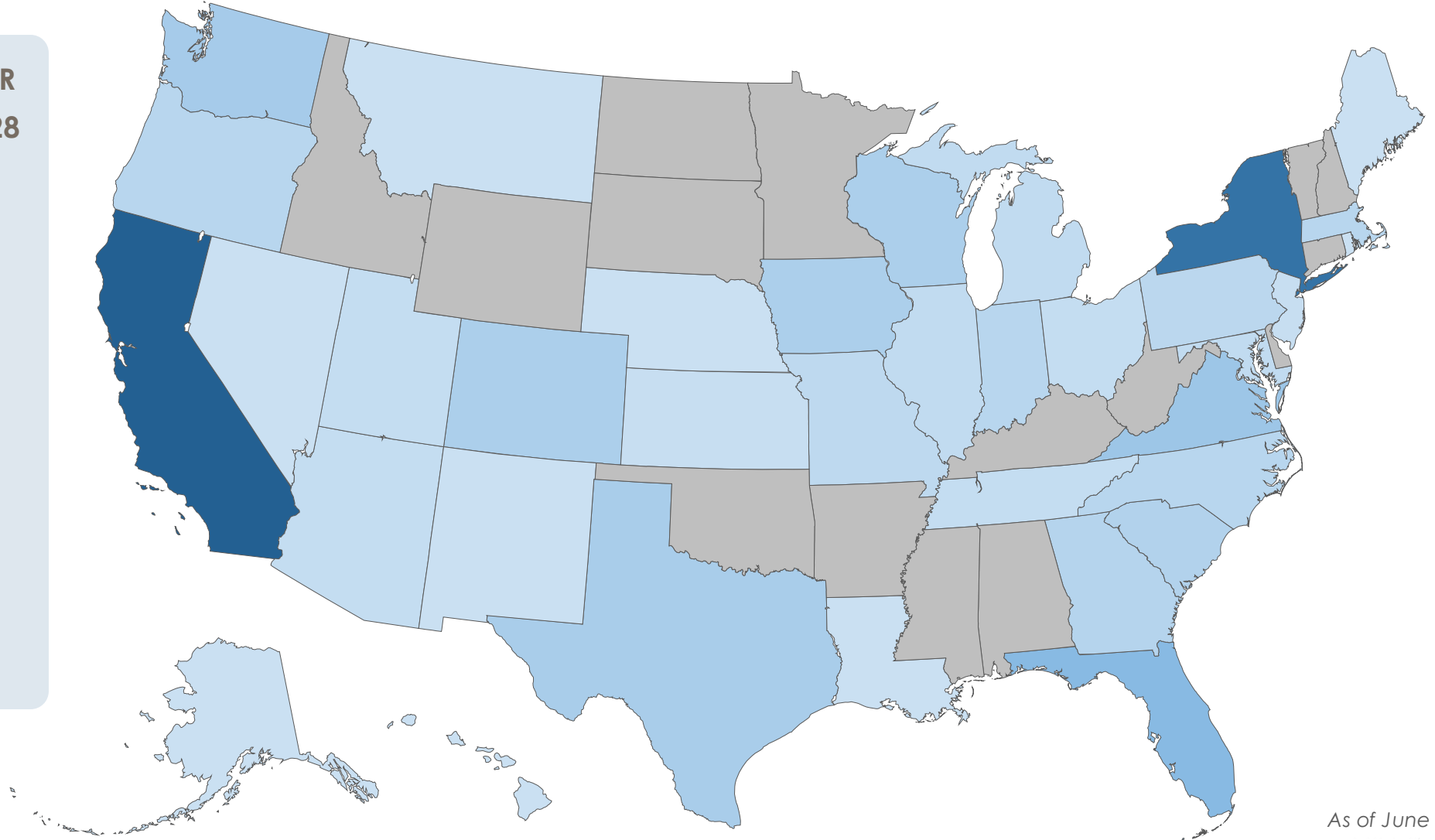
By Location

**TOTAL REGISTERED, UNDER  
REVIEW & COMPLETE = 328**

Most active states based  
on number of projects:

California  
New York  
Florida  
Virginia  
Washington  
Texas  
Iowa  
Wisconsin  
Colorado  
South Carolina

Cumulative Value =  
**USD \$198.8 billion**



As of June 30, 2025

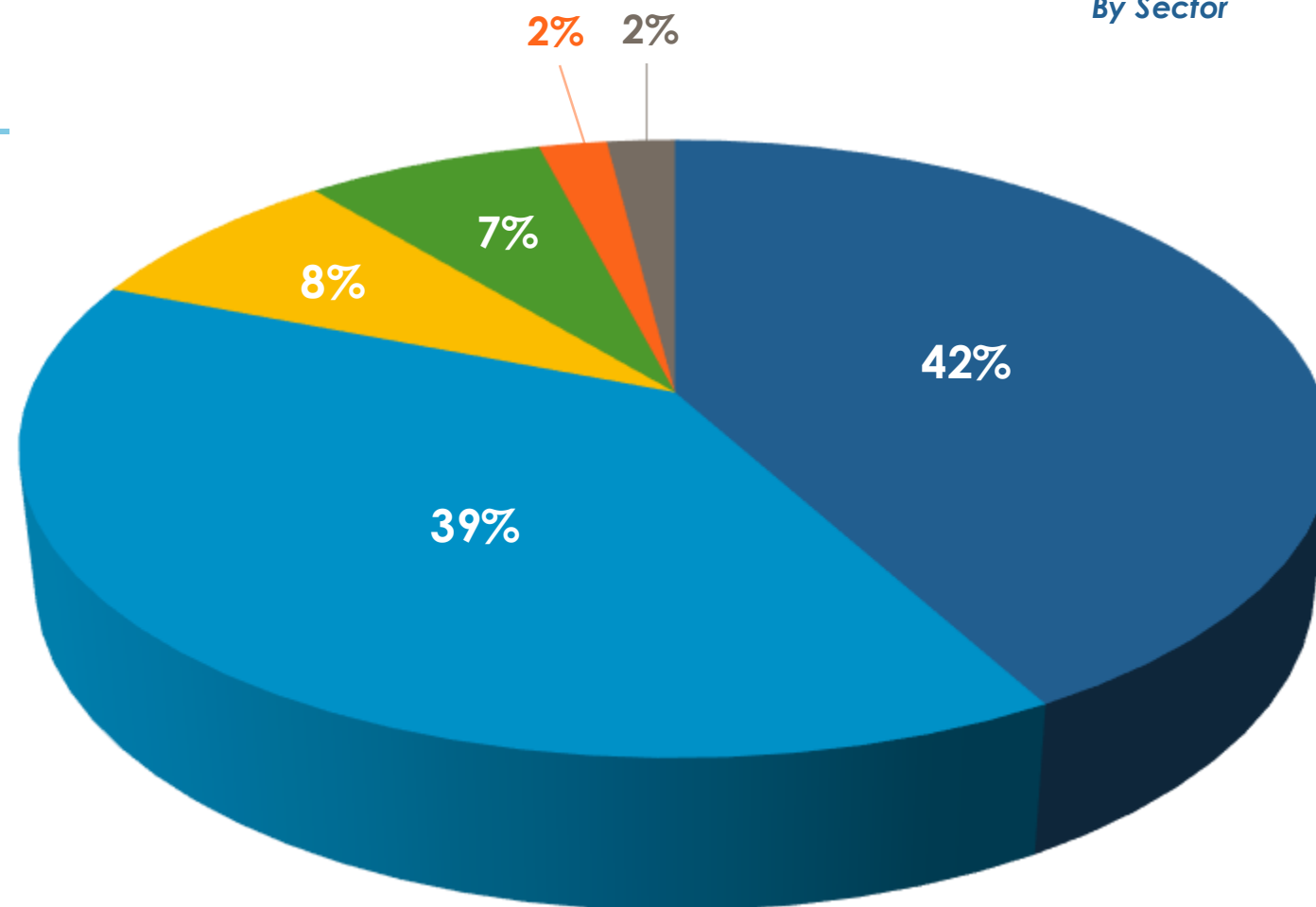


# Envision Projects

**TOTAL = 328**

Cumulative Value = **USD \$198.8 billion**

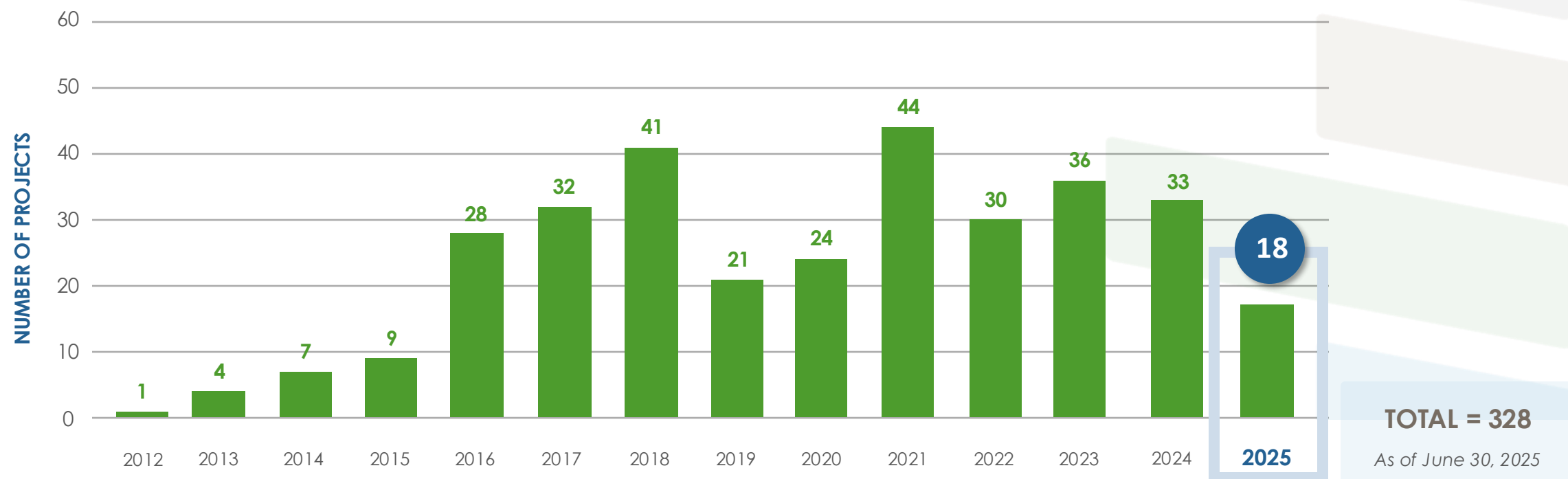
*As of June 30, 2025*



Registered, under review & complete



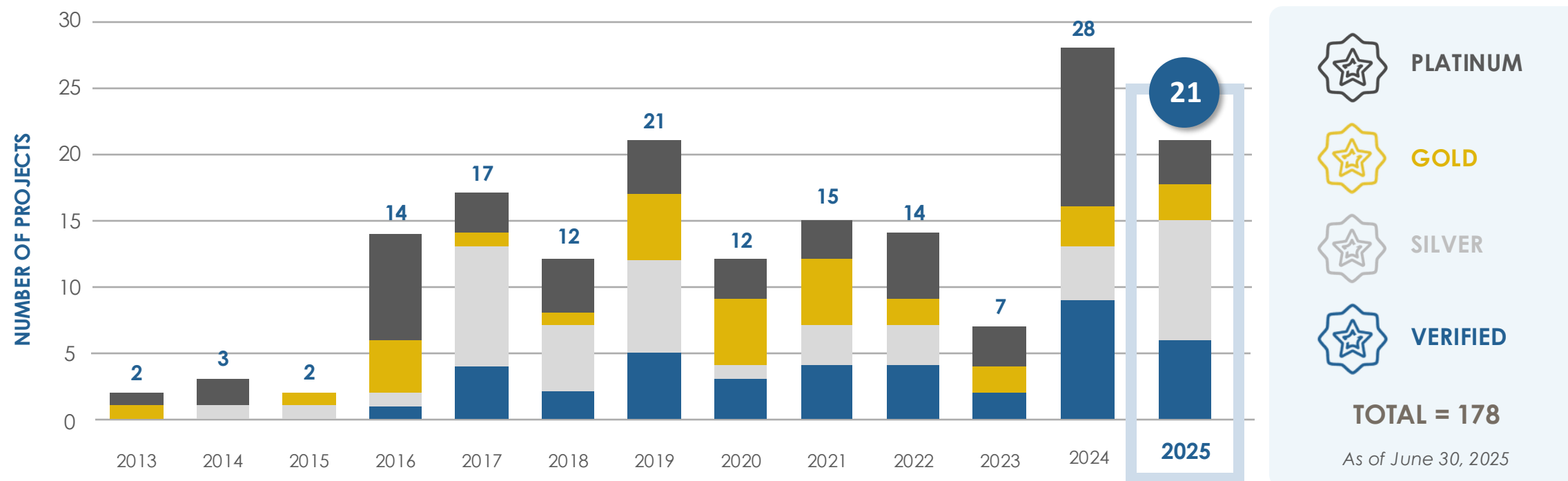
# Envision Project Registrations





# Envision Awards Announced

Per ISI policy, unless otherwise arranged, projects are announced within 90 days of project team award acceptance. For more information, reference the online project directory and downloadable list of Envision Verified Projects.





# Envision Awards 2025 Q2



- **University Park Wastewater Reclamation Facility Upgrades** (State College, Pennsylvania)
- **Upgrade of Mersereau Avenue, Mayflower Avenue, and Richmond Avenue Pump Stations** (New York, New York)
- **\* State Highway 337 Della Val Vigizzo Project** (Italy)
- **Northeast Philadelphia Airport Taxiway L Pavement Rehabilitation-Phase I** (Philadelphia, Pennsylvania)
- **\* Mallard Creek WRF Phase 1** (Charlotte, North Carolina)
- **Guichon Creek Restoration Project** (Burnaby, British Columbia)
- **Grand Concourse, Phase 5** (New York, New York)



# Envision Awards 2025 Q2



- **\* ATL South Deicing Facility** (Atlanta, Georgia)
- **Runway 17L-35R Complex Pavement Rehabilitation & Electrical Upgrades Package 2** (Denver, Colorado)
- **\* Stazione Ferroviaria di Frosinone** (Italy)
- **\* Galleria Manfreida – Canna SX Direzione Genova** (Italy)
- **\* DEN Peña Boulevard Phase 1B** (Denver, Colorado)
- **\* Xochi – El Corredor de las Flores** (Guatemala)
- **\*Replacement of Casa Loma Siphon Barrel No. 1** (San Jacinto, California)



# Northeast Philadelphia Airport Taxiway L Pavement Rehabilitation-Phase I

Philadelphia, PA, USA

Envision Silver 2025



Institute for  
Sustainable  
Infrastructure



# Guichon Creek Restoration Project

Burnaby, BC, Canada

Envision Platinum 2025



Institute for  
Sustainable  
Infrastructure



# Runway 17L-35R Complex Pavement Rehabilitation & Electrical Upgrades Package 2

Denver, CO, USA

Envision Verified 2025



Institute for  
Sustainable  
Infrastructure



# 3 Envision By the Numbers

## EDUCATION & CREDENTIALING

---



# ENV SPS

INTERNATIONAL

By Location

## COUNTRIES WITH THE MOST ENV SPS

United States	7,805
Canada	915
Italy	691
China	422
Saudi Arabia	180
Spain	75
India	53
U.A.E.	51
Columbia	45
Pakistan	43

**TOTAL = 10,525**  
as of June 30, 2025



# ENV SPs

## U.S. & CANADA

By Location

**TOTAL = 8,720**

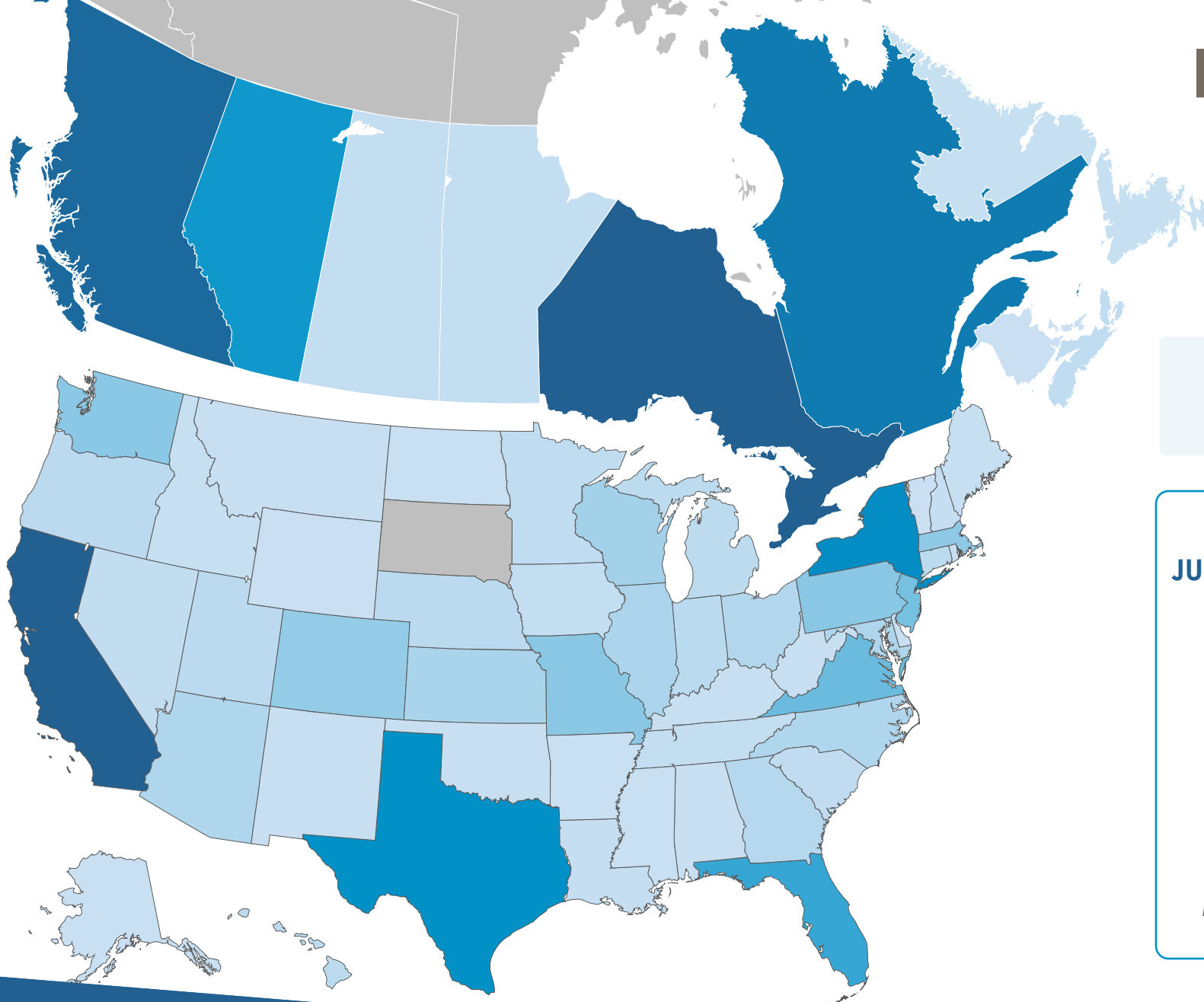
As of June 30, 2025

### Top 10 Jurisdictions (Canada)

Ontario	116
British Columbia	104
Quebec	85
Alberta	54

### TOP 10 JURISDICTIONS (US)

California	859
New York	474
Texas	444
Florida	317
Virginia	201
New Jersey	181
Missouri	138
Pennsylvania	136
Washington	132
Massachusetts	126



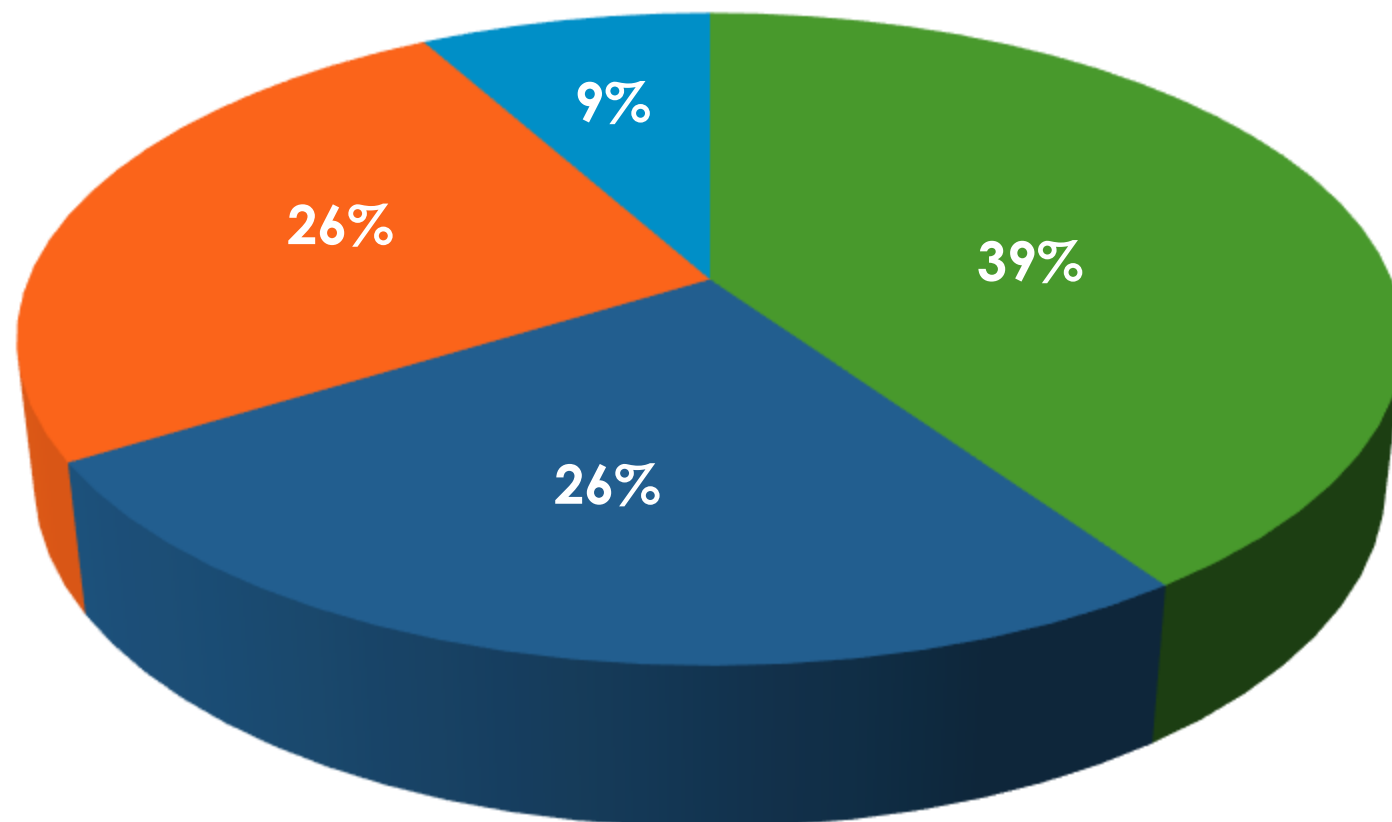


# ENV SPs

**TOTAL = 10,525**

*As of June 30, 2035*

- Companies & Associations
- Individuals
- Public Agencies
- Academic Institutions



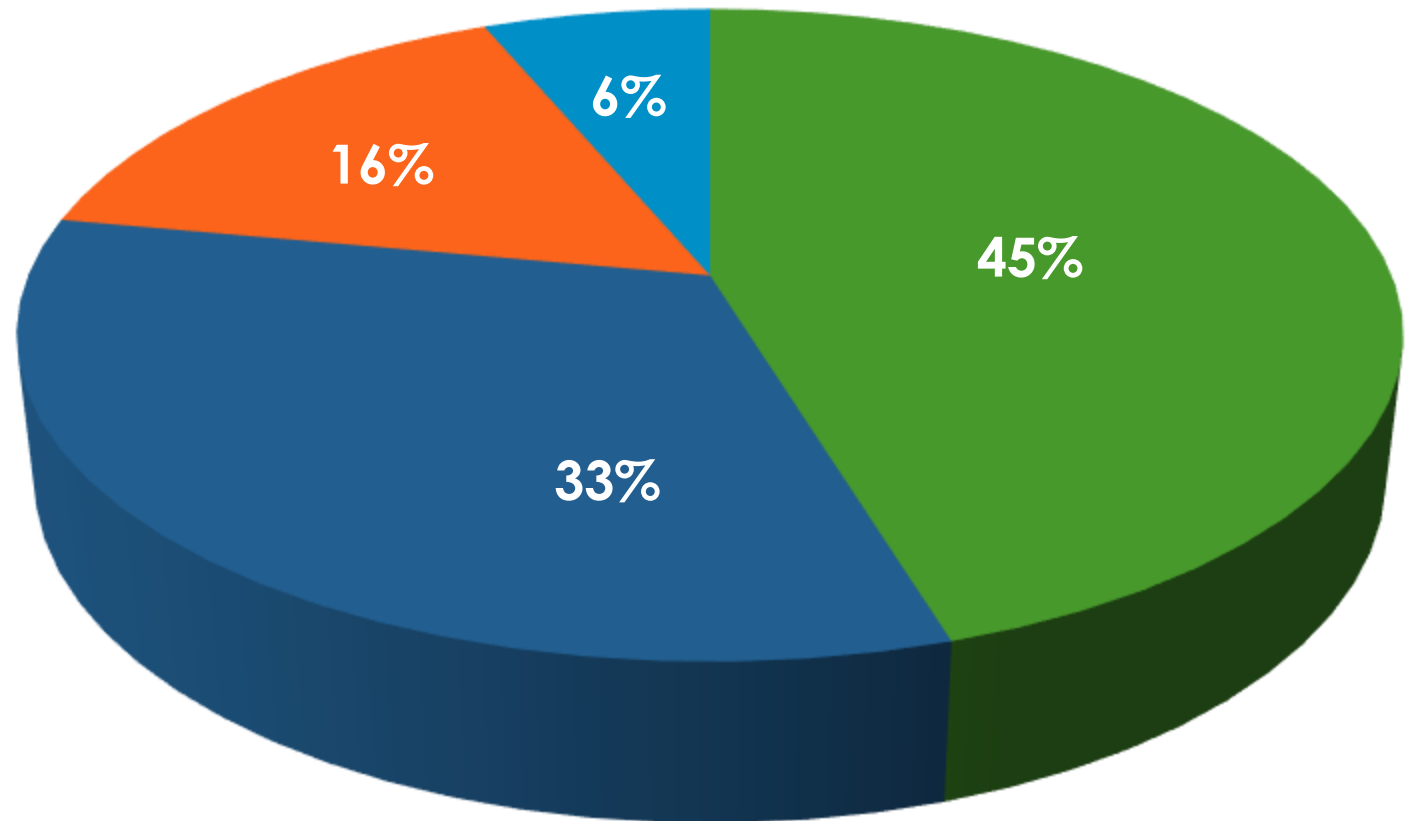


# ENV SPs

**TOTAL = 915**

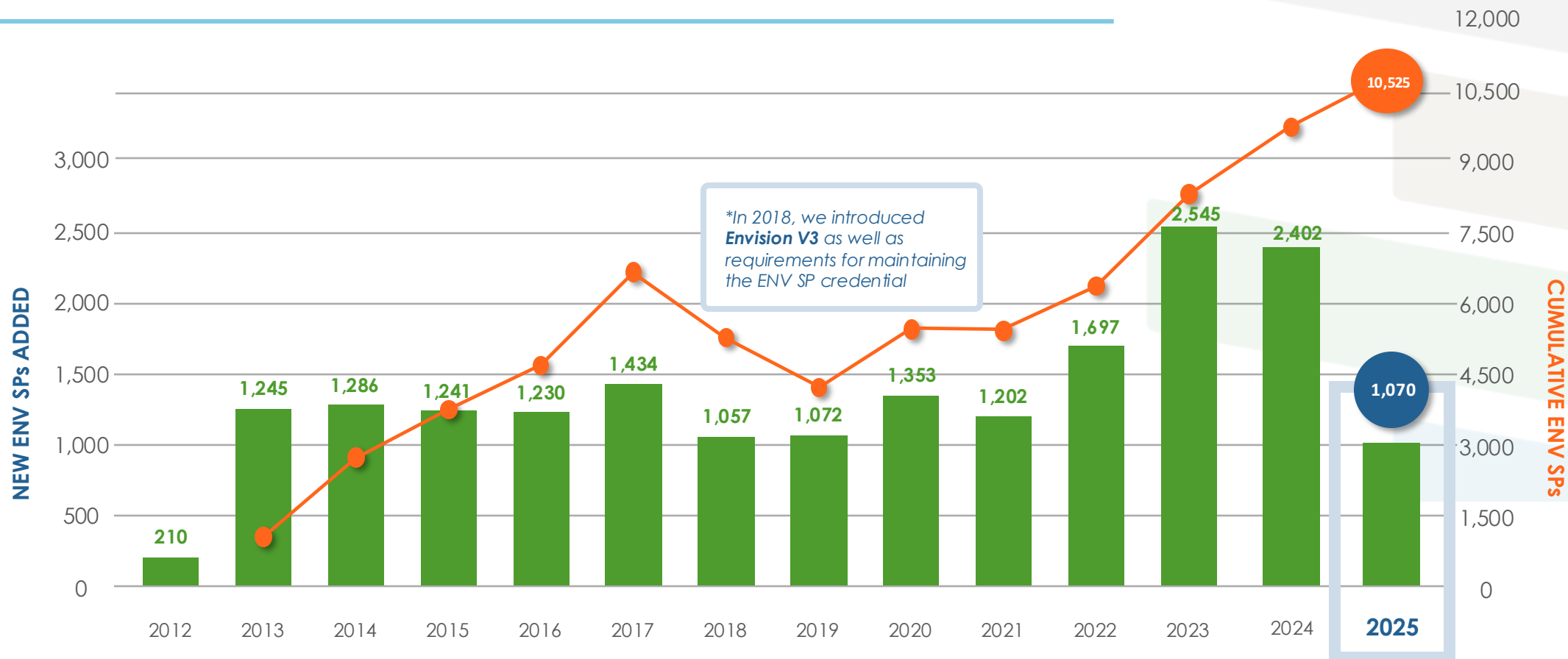
*As of June 30, 2035*

- Companies & Associations
- Individuals
- Public Agencies
- Academic Institutions





# New ENV SP Growth



Canadian  
ENV SPs 915



# Recent Webinars & Live Events



**APRIL 2, 2025 – WEBINAR**  
How to Incorporate Carbon  
Sequestration into Every Project



**APRIL 30, 2025 – WEBINAR**  
How to Incorporate Carbon  
Sequestration into Every Project



**May 21, 2025 – WEBINAR**  
Pathways to Climate and Nature  
Positive Site Infrastructure



**JUNE 18, 2025 – WEBINAR**  
How Data Analytics Support  
Sustainable Infrastructure



**May 15 – 16, 2025**  
**IN-PERSON EVENT**  
ISI Zofnass Research  
Program Spring 2025  
Workshop in Los Angeles





# 4 Envision By the Numbers

MEMBERS & SUPPLIERS

---



# Organizational Members

INTERNATIONAL

By Location

**TOTAL = 819**

*as of June 30, 2025*

## COUNTRIES WITH THE MOST ORGANIZATIONAL MEMBERS

United States	633
Canada	85
India	10
Egypt	6
Saudi Arabia	5
Pakistan	5
United Kingdom	3
Kenya	3
Turkey	3



Institute for  
Sustainable  
Infrastructure



# Organizational Members

U.S. & CANADA  
By Location

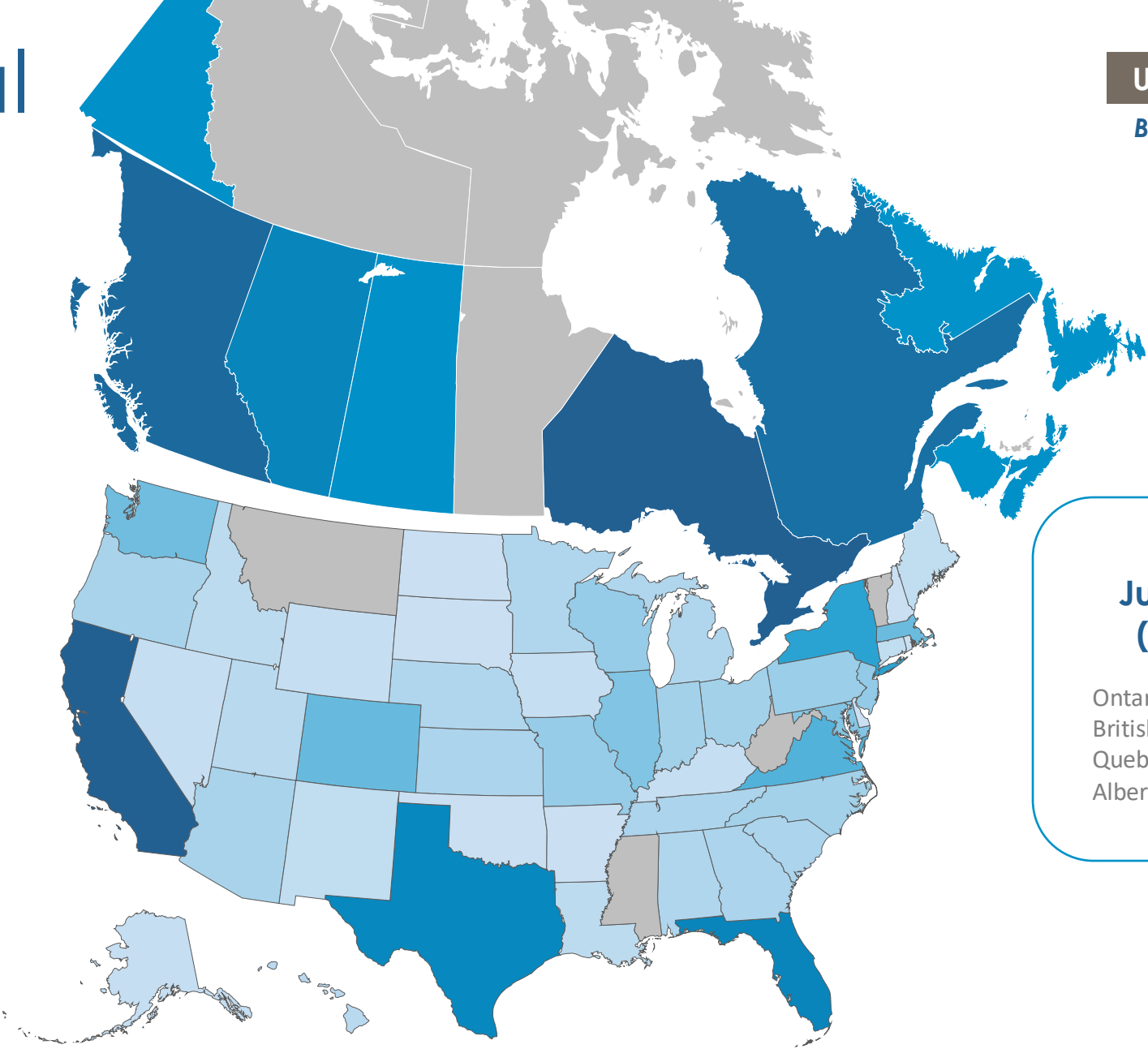
**TOTAL = 718**  
*As of June 30, 2025*

**JURISDICTIONS  
WITH THE MOST  
ORGANIZATIONAL  
MEMBERS**

California	102
Florida	59
Texas	56
New York	47
Virginia	30
Ontario	27
Colorado	24
Massachusetts	23
Washington	24
District of Columbia	21

**Top 10  
Jurisdictions  
(Canada)**

Ontario	27
British Columbia	21
Quebec	18
Alberta	7



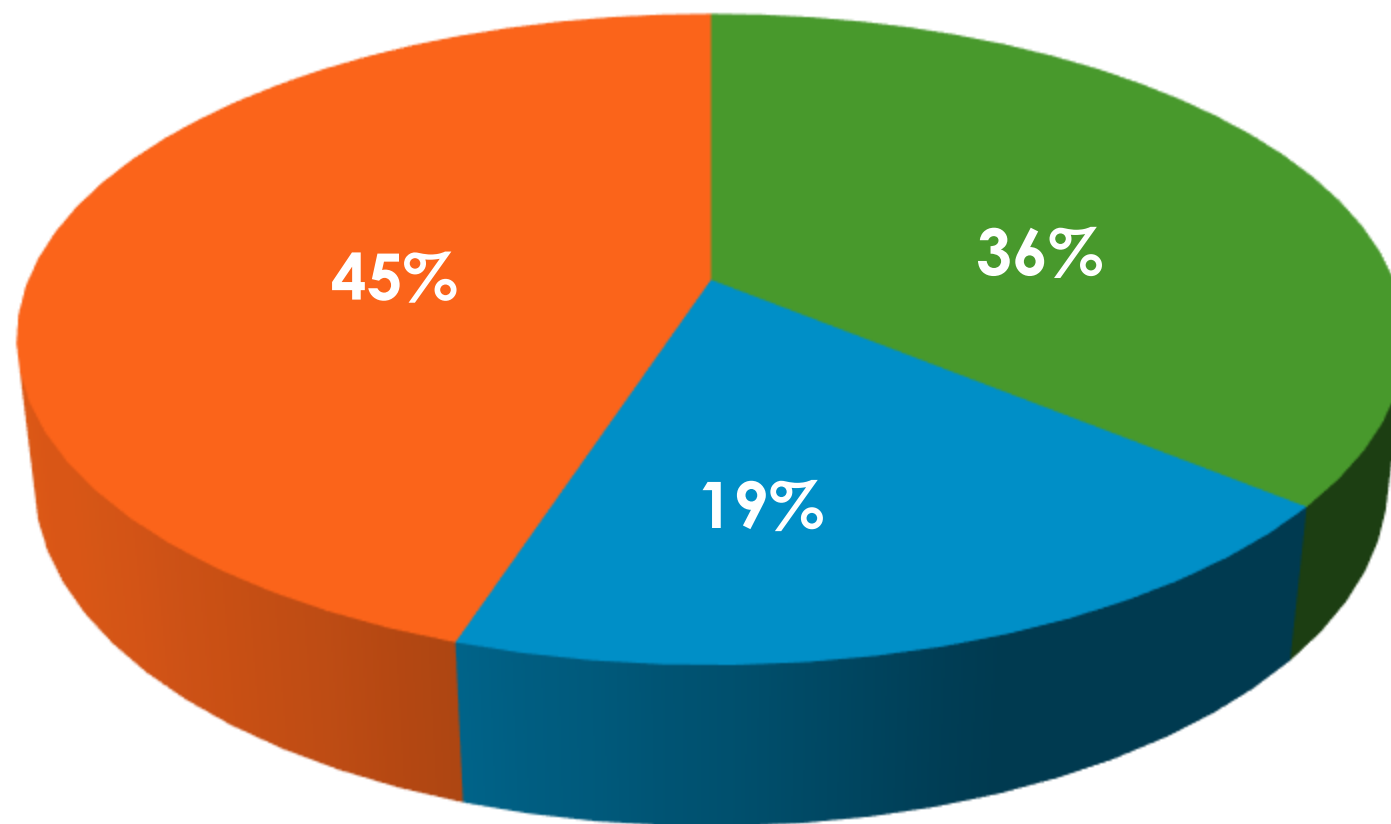


# Organizational Members

**TOTAL = 819**

*As of June 30, 2025*

- Companies & Associations
- Public Agencies
- Academic Institutions



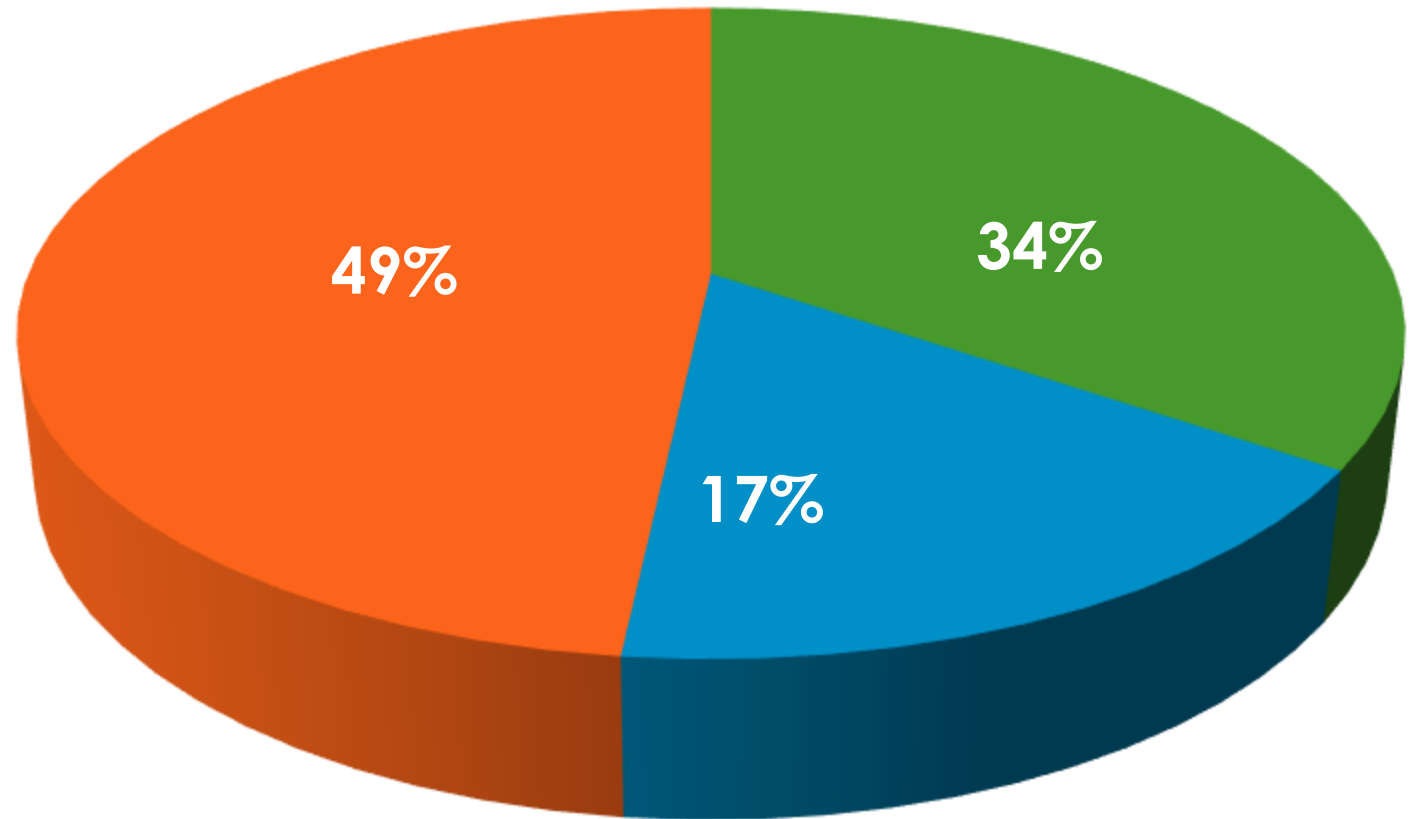


# Organizational Members

**TOTAL = 87**

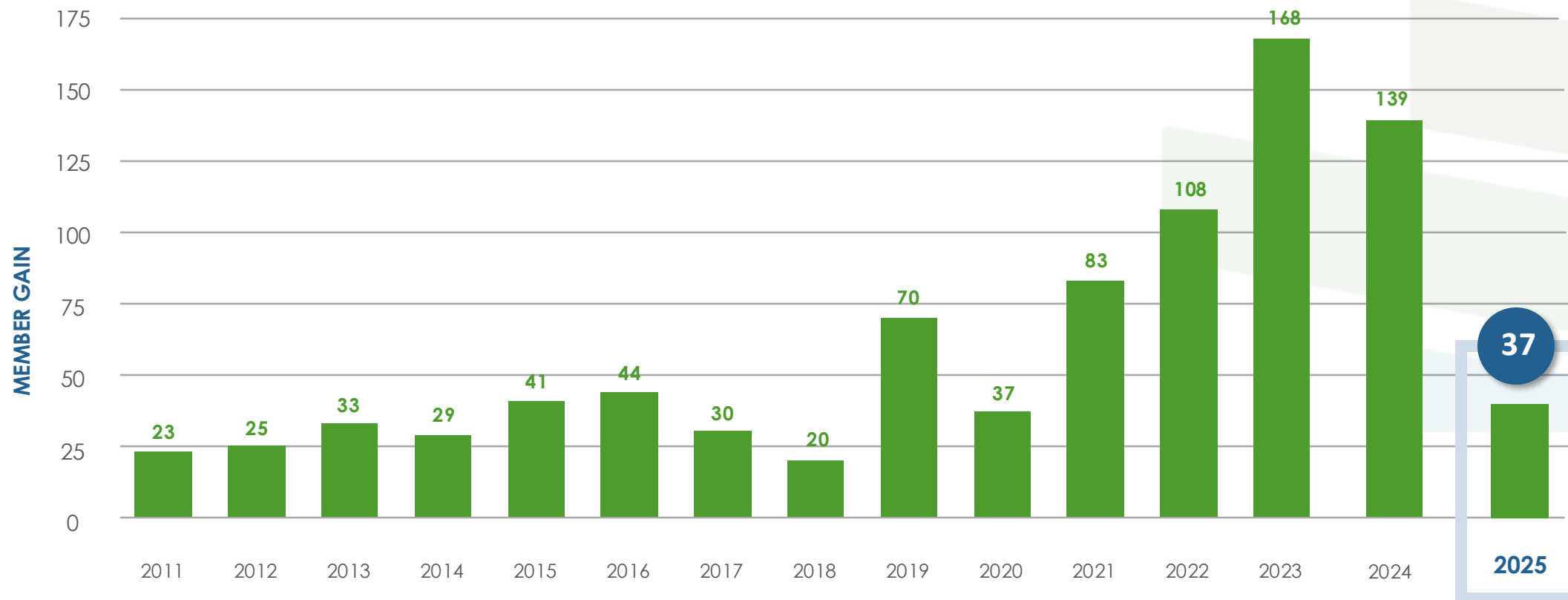
*As of June 30, 2025*

- Companies & Associations
- Public Agencies
- Academic Institutions





# New Organizational Member Growth



Canadian  
organizations 87





# New Organizational Members

*Visit our website for a complete list of members*

## PUBLIC AGENCIES

### Canada:

City of Kitchener (ON)  
Town of the Blue Mountains (ON)

### United States:

California Department of Transportation District 4 (CA)  
City of Beverly Hills (LA)  
City of Katy (TX)  
City of Hialeah Gardens Water and Sewer Department (FL)  
City of Los Angeles Dept of City Planning (CA)  
City of Menlo Park (TX)  
MTA Construction & Development (NY)  
Village of Briarcliff Manor (NY)  
Village of Bristol (WI)

## COMPANIES & ASSOCIATIONS

### United States:

Davis & Floyd (South Carolina)  
Infrastructure Technologies, LLC (Maryland)

### International:

Naqsh Consultancy and Environmental Solution  
Company (Saudi Arabia)

## ACADEMIC INSTITUTIONS

### United States:

San Jose State University (CA)  
The Citadel (SC)  
The College of New Jersey (NJ)  
University of Texas at San Antonio (UTSA) (TX)  
University of California, San Francisco (CA)





# Thank You!

info@sustainableinfrastructure.org

***sustainableinfrastructure.org***

Visit [sustainableinfrastructure.org/next-steps](https://sustainableinfrastructure.org/next-steps) or scan the QR code for ways to engage with us

- Learn about membership benefits
- Sign up for our monthly newsletter
- Explore ENV SP training & exam
- And more!
- Find Envision verification guidance

